



rijadowak za wučerjow

*material
k započatkej
1. šulskeho
lěta*

Zeznawanska džěłarnička

Zeznawanska džěłarnička

*riadowak za wučerjow
material
k započatkej
1. šulskeho
lěta*

Zeznawanska džěłarnička



Wudawaćel: Domowina - Zwjazk Łužiskich Serbow z. t., Rěčny centrum WITAJ

Awtorka: Jadwiga Dyrlichowa

Koordinatoriki: Ludmila Donatowa, Borbora Bukowa, Franciska Rachelina, Martina Čornakowa

Illustracije: Gudrun Lenz, Andrea Dölling

1. nakład

Budyšin 2023



Domowina z. t. z Rěčnym centrumom WITAJ spěchuje so wot Založby za serbski lud, kotraž dóstawa lětnje přiražki z dawkowych srědkow na zakładze hospodarskich planow, kotrež su Němski zwjazkowy sejm, Krajny sejm Braniborskeje a Sakski krajny sejm wobzamknyli.

Lektorka: Jadwiga Dyrlichowa

Wuhotowanje, přidžěło, grafiki: Simona Čěslina

Skazanske čisło: L-0/336/23

Wobsah

1	Prepozicije	8
2	Geometriske formy	13
3	Šnórowanje	23
4	Namakanje rozdželow	28
5	Ličby a mnóstwa	47
6	Spóznaće směrow	72
7	Čarowanje	82
8	Mustry	92

9	Puzzle	101
10	Rymowanje	119
11	Złóžki	124
12	Blidowe hry	128
13	Memo	134
14	Paslenje	145
15	Nazwuki	154
16	Rěč	159

Předstowo

Česćene wučerki a česćeni wučerjo serbskich zakładnych šulow,

za šulskich nowačkow započnje so ze zastupom do šule nowy žiwjenski wotrězk. Kóždy džěćo je individualne a přinjese rozdžělnu kmanosć a znajomosć sobu do šule. Je jasne, zo trjeba kóždy wučer wěsty čas, zo by swojich chowancow zeznał. Nadawk šule je, na předšulske nazhonjenja nawjazać a tute do šulskeho wuknjenskeho procesa zapřijeć. Hižo na spočatku 1. lětnika wobsteja widžomne rozdžěle we wukonach mjez džěćimi. Za wučerja je tuž wosebje w spočatnej fazy wažne, cyłkowne wuwice džěsća posudžować.

Přenje dwaj šulskej tydženjej stej za přewjedženje zeznawanskeje džětarnički zaplanowanej. Na zakładze wšelakich nadawkow, kotraž šuler spjelni, ma wučer móžnosć aktualny staw wědy kóždeho džěsća zwěsćić. Cil je, deficity spóznać, zaměrne individualne spěchowanje zmóžnić a wažne zakłady za dalše wuknjenje sposrědkować.

W tutym rjadowaku nadeńdžeće wulki wuběr džětowych łopjenow kaž tež džětowy material, kotryž móže so mnohostronsce zasadzić a wužiwać kaž tež individualnje pola kóždeho džěsća nałožować. Zběrka wobsahuje wšelake wuwicowe wobłuki: drobna motorika, optiske diferencowanje, zaznaće, spóznać mnóstwa, řeč, koncentracija atd. Tute wobłuki su cyłkownje do 16 temowych čěžišćow rozrjadowane. Přidatnje k tomu wudžětachmy tabulku za wuhódnoćenje wukonow džěći, kotraž je do třoch špaltow rozrjadowana – žane abo mało njedostatkow, dalše wobkedžbowanje trěbne a spěchowanje trěbne. Na zakładze wuhódnoćenja ma wučer přeni přehlad wo sylnosćach a słabosćach kóždeho džěsća a ma orientaciju, w čim ma džěćo spěchować.

Nadźijamy so, zo tutón rjadowak k tomu přinošuje, Was wučerjow při Wašim džěle podpěrać.

Na tutym městnje hišće raz wutrobny džak koordinatorkam za pomoc při wotrěčenju wobsahow.

Rjadowak za wučerjow stej tež jako download k dispoziciji pod:

<https://materialien.sorbischlernen.de>

Wuhódnoćenje

datum: _____ podpismo: _____

mjeno džěsća: _____

	žane njedostatki / mało njedostatkow	dalše wobkedź- bowanje trěbne	spěchowanje trěbne
1 Prepozicije			
přispomnjenje:			
2 Geometriske formy			
přispomnjenje:			
3 Šnórowanje			
přispomnjenje:			
4 Namakanje rozdželow			
přispomnjenje:			
5 Ličby a mnóstwa			
přispomnjenje:			
6 Spóznaće směrow			
přispomnjenje:			
7 Čarowanje			
přispomnjenje:			

	žane njedostatki / mało njedostatkow	dalše wobkedź- bowanje trěbne	spěchowanje trěbne
8 Mustry			
přispomnjenje:			
9 Puzzle			
přispomnjenje:			
10 Rymowanje			
přispomnjenje:			
11 Złóžki			
přispomnjenje:			
12 Blidowe hry			
přispomnjenje:			
13 Memo			
přispomnjenje:			
14 Paslenje			
přispomnjenje:			
15 Nazwuki			
přispomnjenje:			
16 Řeč			
přispomnjenje:			

Prepozicije

wobsah:



- prepozicije podać (do, z, na, w, nad, zady, spody, mjez)

zaměr:

- prawe prepozicije nałożować
- sady z prepozicijemi tworić







1




kartki wuřihac a laminęrowac









Geometriske formy

wobsah:

- wšelake geometriske formy podać

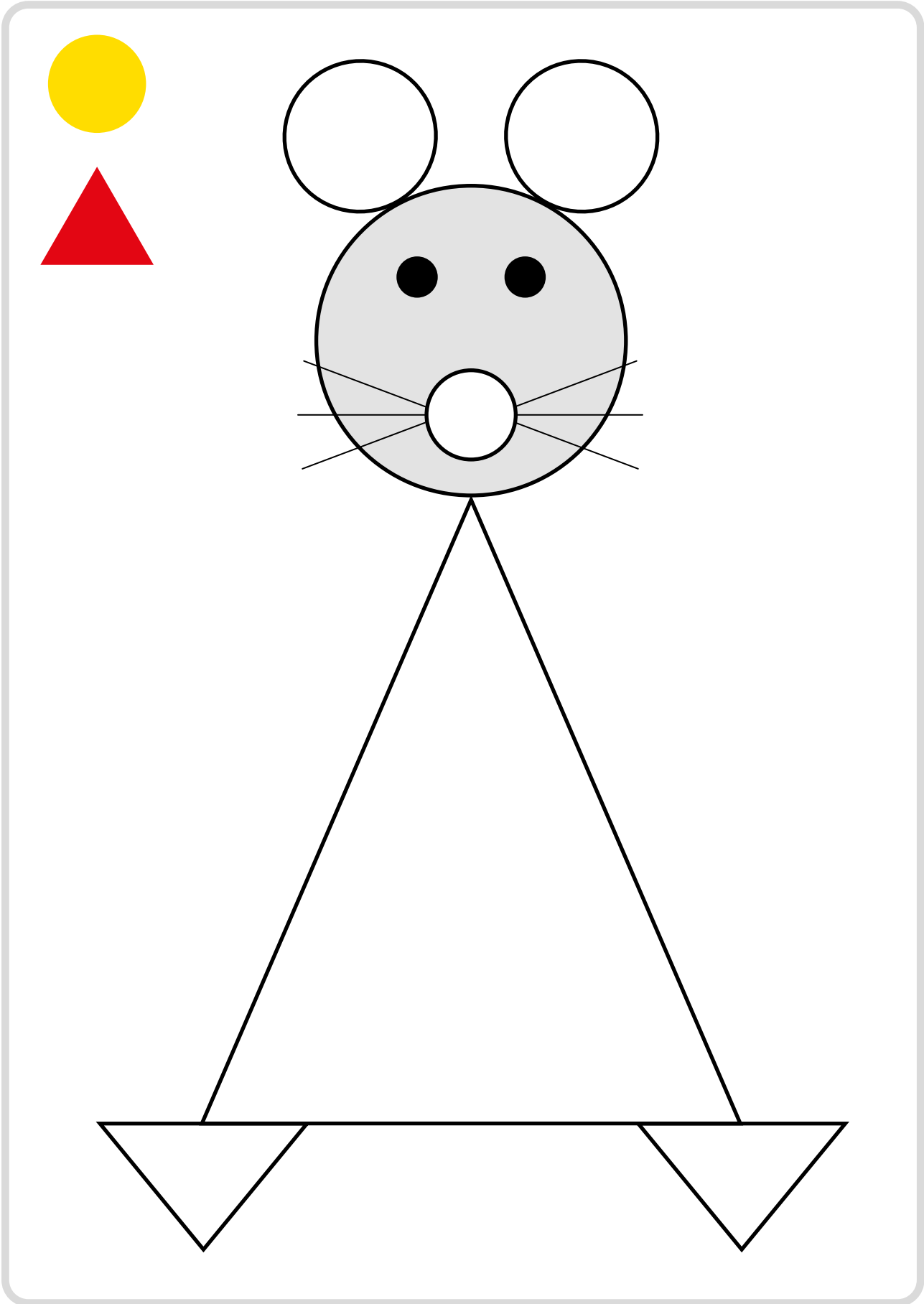
zaměr:

- geometriske formy po barbje, formje a wulkosći spóznać a přiřadować
- optiske zaznaće






2


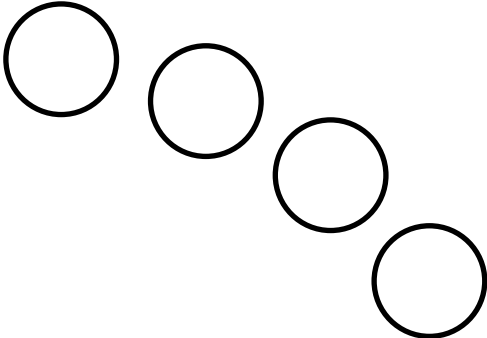


Wumoluj formy.






Wumoluj formy.



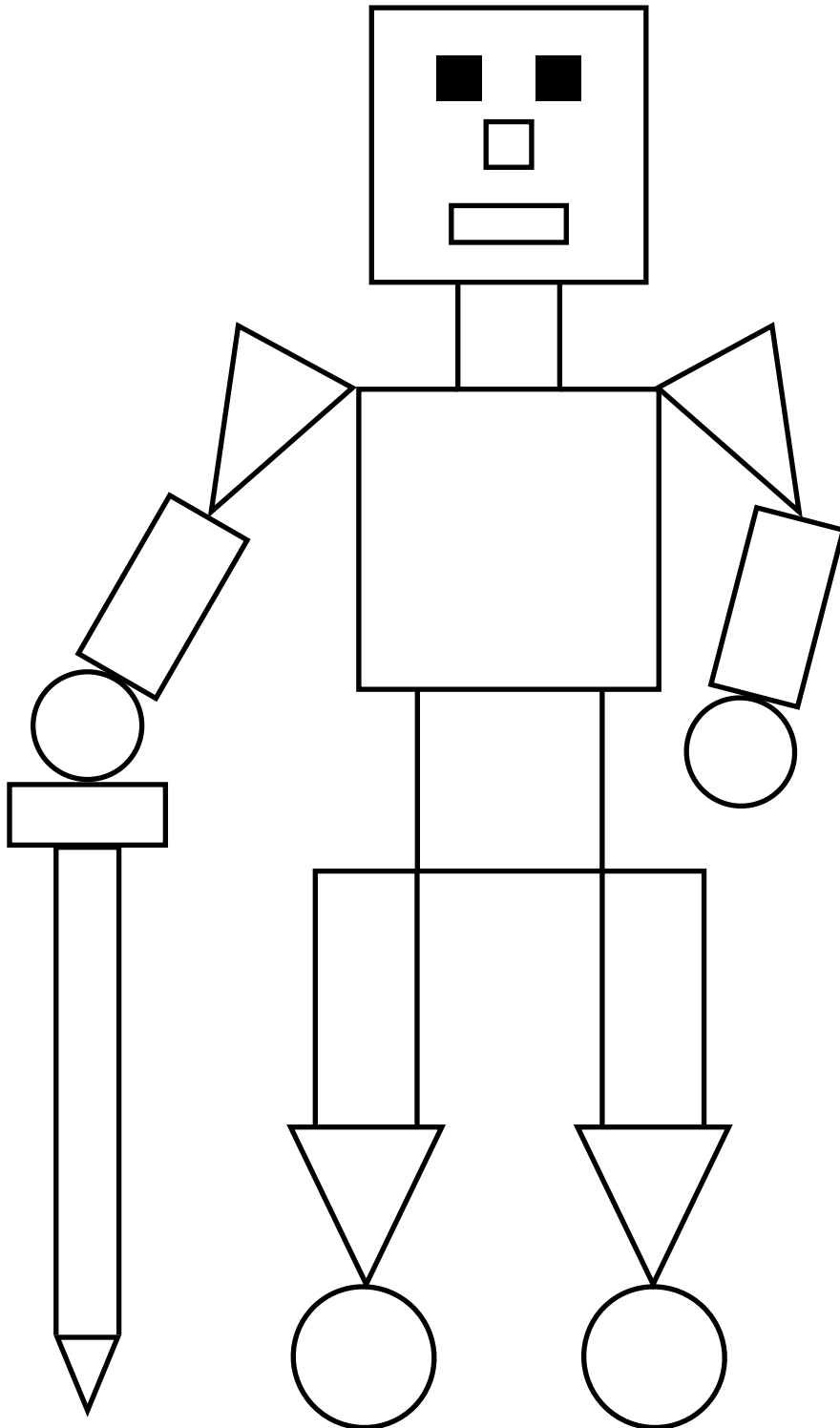


Wumoluj formy.



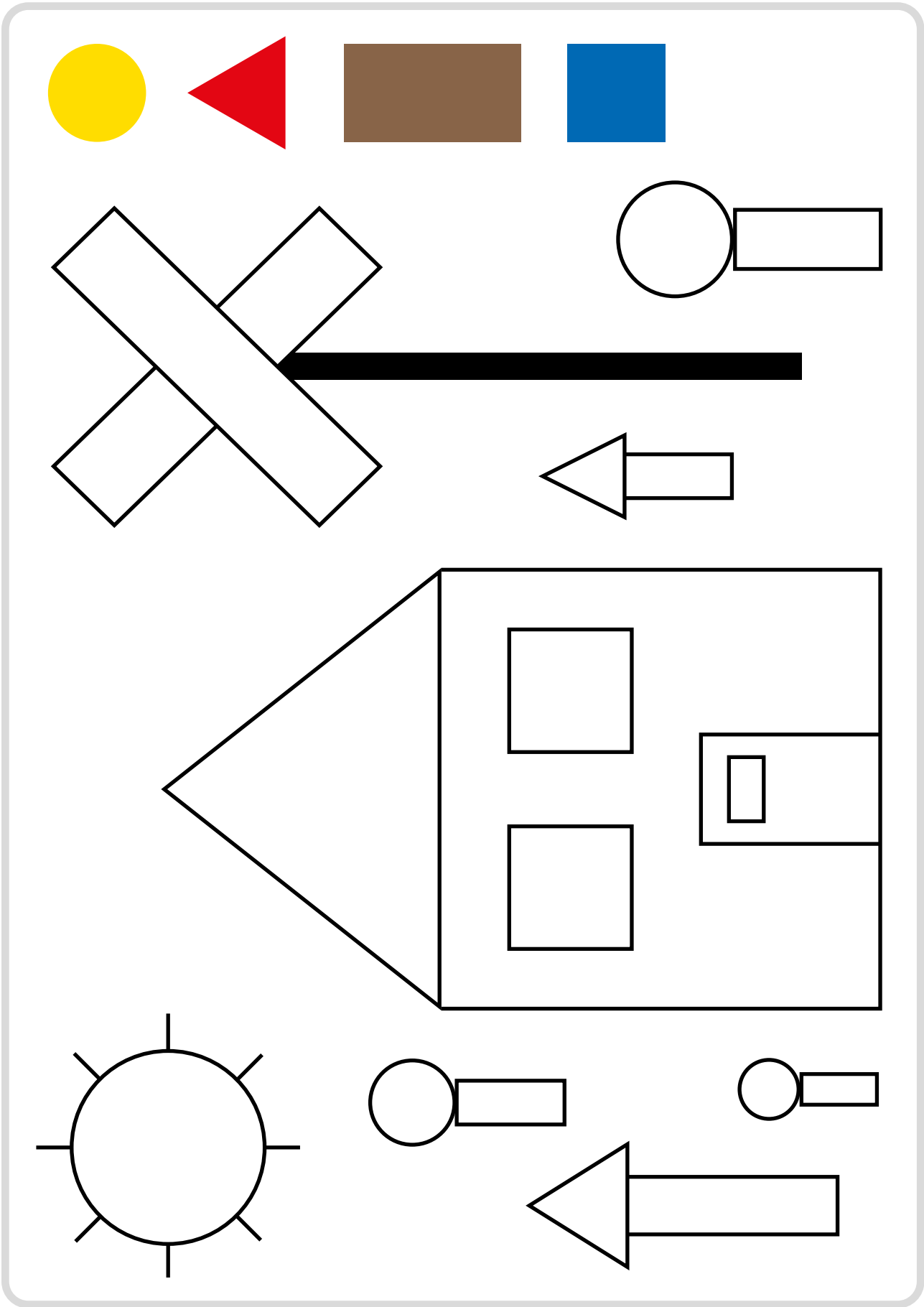
Wumoluj formy.



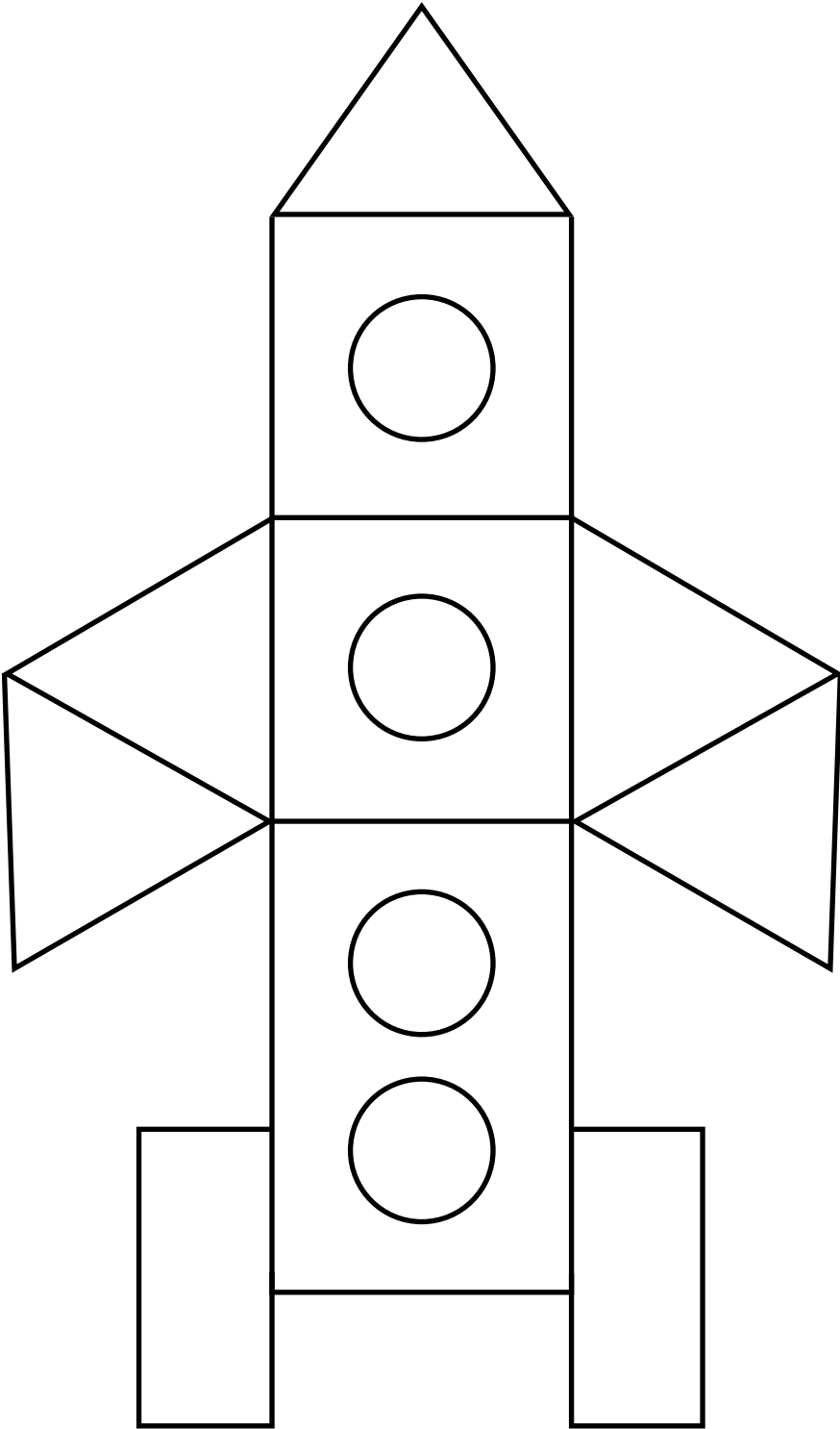

Wumoluj formy.




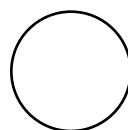
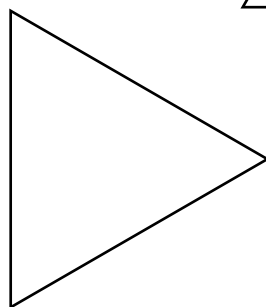
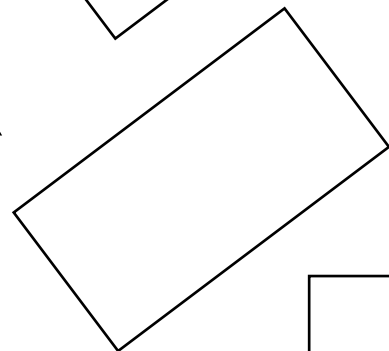
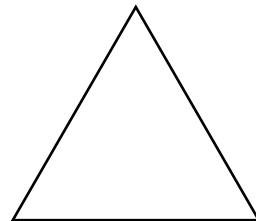

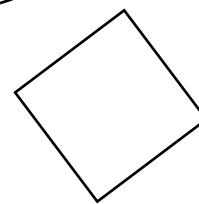

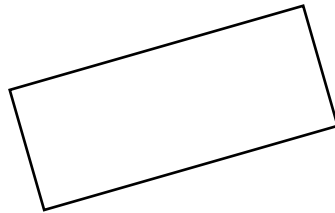

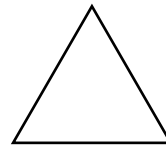
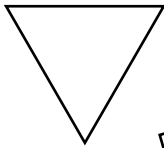


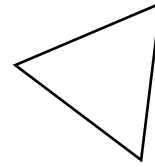




Wumoluj formy.






Wumoluj formy.



Namakaš tute formy? Wumoluj je.



Namakaš tute formy? Wumoluj je.



Šnórowanje

wobsah:

- po podatych mustrach šnórować
- seklu wjazać

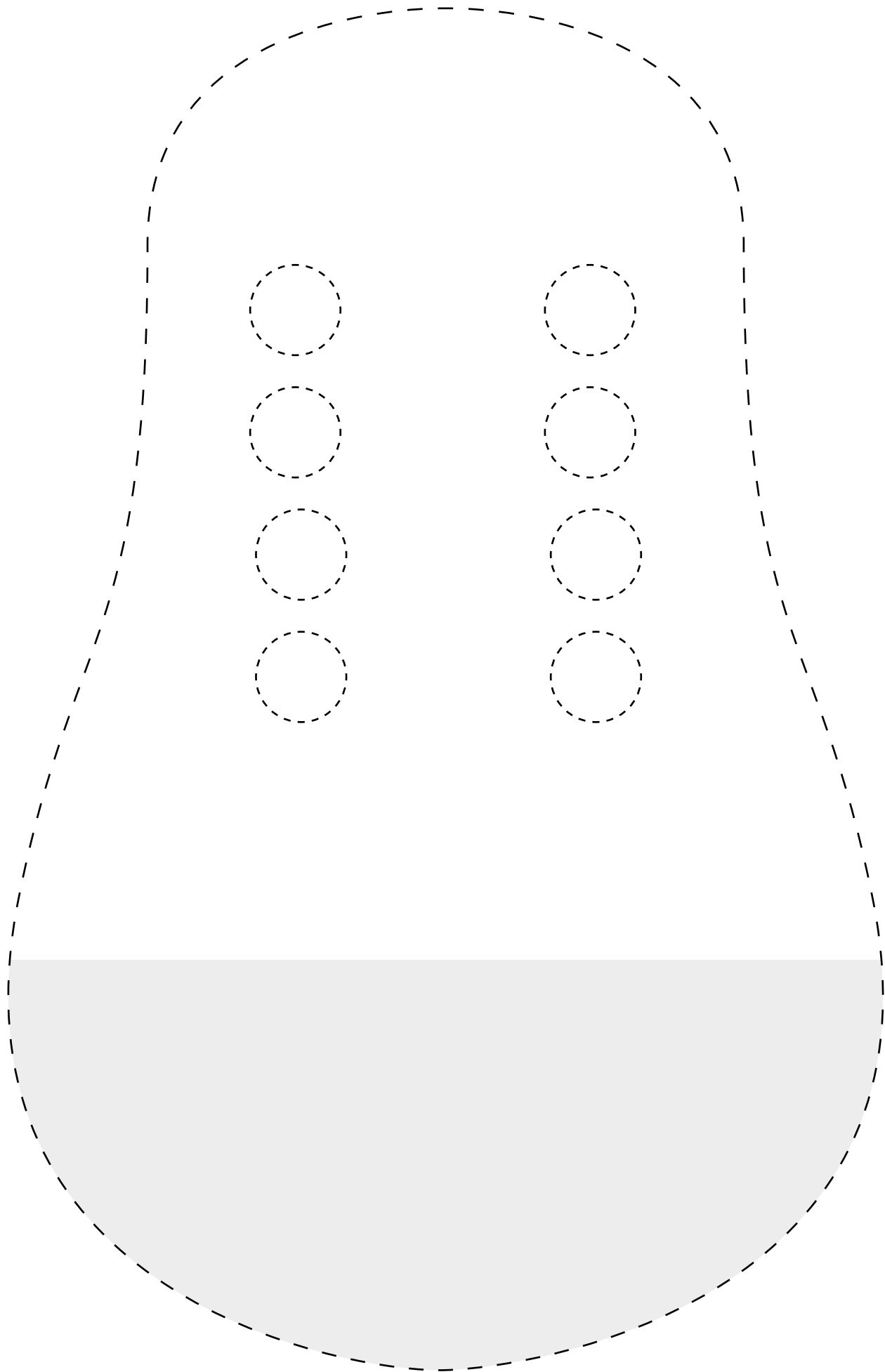
zaměr:

- wuwíce drobneje motoriki
- wuwíce koncentracije
- koordinacija mjez wóčkom a ruku




3

šablonu na papjerc zlepic • wutřihac • dzěrki preklatnyč • do dzěrkow šnórowanku nawoblec • křižny muster natožowac



Křížny muster



Dalše materialije

Arena: Auf und zu, das kann ich schon!

Trötsch: Das Schnürsenkelbuch

Trötsch: Lernschuh mit Anleitung

SES Creative: Lernset Ich lerne Schuhe binden

Arena: Bandolo Das kann ich schon mit 6





Namakanje rozdželow

wobsah:



- rozdžele namakać a woznamjenjeć

zaměr:

- zaznać a optiske diferencowanje
- wuwieće koncentracije

4



Namakaj 5 roždželow.





Namakaj 5 rozdželow.





Namakaj 5 roždželow.





Namakaj 6 roždželow.



Namakaj 6 roždželow.





Namakaj 6 rozdželow.





Namakaj 7 roždželow.





Namakaj 7 roždželow.



Namakaj 8 roždželow.



Namakaj 10 rozdželow.





Namakaj 7 roždželow.



Namakaj 10 rozdželow.





Namakaj 10 rozdželow.




Namakaj 10 rozdželow.




Namakaj 10 rozdželow.



Namakaj 10 rozdželow.



Namakaj 10 rozdželow.



Namakaj 10 rozdželow.



Ličby a množstwa

wobsah:

- množstwa spóznać a wotpowědne ličby přiřadować


zaměr:

- wuwíce koncentracije
- optiske zaznaće




5


kartki wutřihač a laminěrowač • kóstkowu wobraz wotpowědnej ličbje přirjadowač




2




4




6




1




3





5





7





9



kónc

8

10

kartki wutřihač a laminěrowač • smužkowy wobraz wotpowědnej ličbje přirjadowač



start

1

1

1

2

2

3

3

4

4

5

5

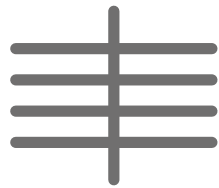
6

6

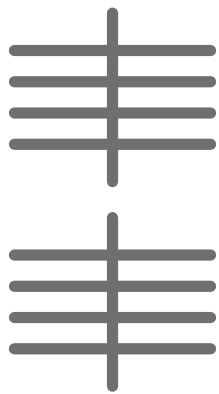
7

7

8



9



10



kartki wutřiřaã a laminěrowaã • stajnje 4 kartki słušeja hromadže: liãba, kóstkowy wobraz, wobraz z ruku resp. rukomaj, parlowy rjeãazk



1



2



3



4



5



6



7



8



9



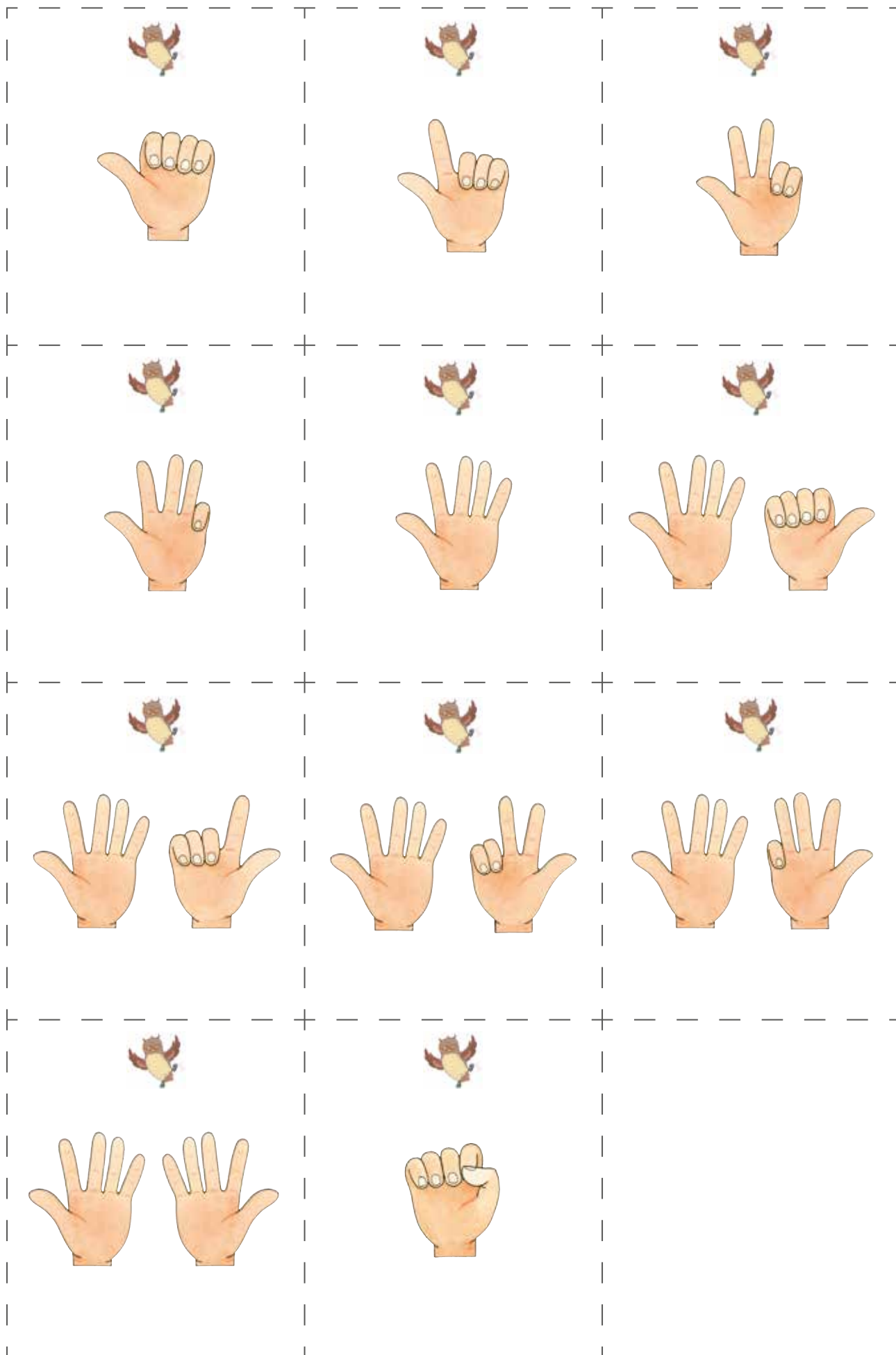
10






























0



kartki wutřihac a laminěrowac
























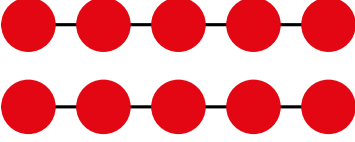




kartki wutřihac a laminěrowac




kartki wutřihac a laminěrowac






spinkowe kartki (Klammerkarten) wutřihac a laminěrowac • spinku na wotpowědnu ličbu tyknyć



4

5


3



2

6


8



5

8

7




9

6

10






8

6


7



4

2


3



3

5

1




4

5

1






4

6


7



9

8


10



8

5

9




1

3


4




Nakřižuj pravu ličbu.




2	1	3
---	---	---




6	2	3
---	---	---



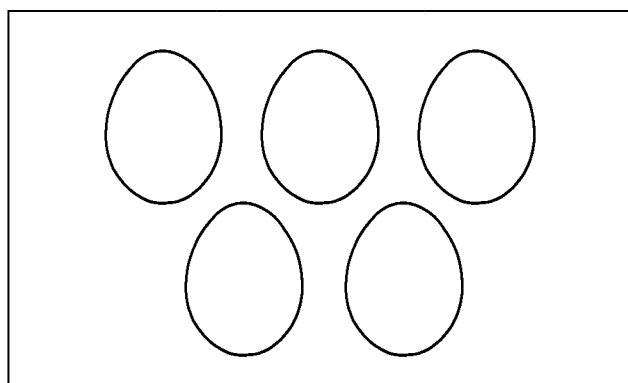
2	4	5
---	---	---



1	4	3
---	---	---



6	1	3
---	---	---



6	5	2
---	---	---

Wumoluj kaščiki.

5

9

2

8

7

5

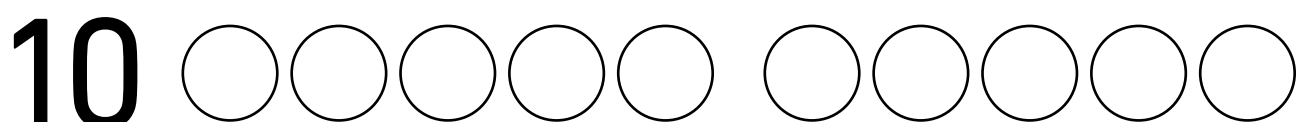









1

6

3


10

Wumoluj kruhi.




Wobkruž mnóstwo wotpowědnye ličbam.


2



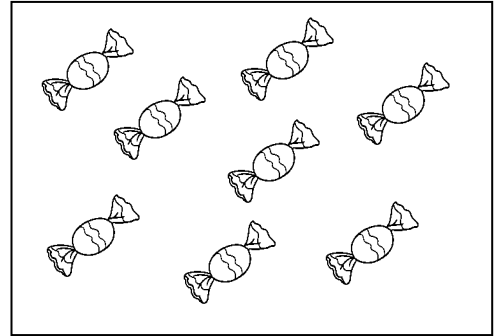
9




4




8



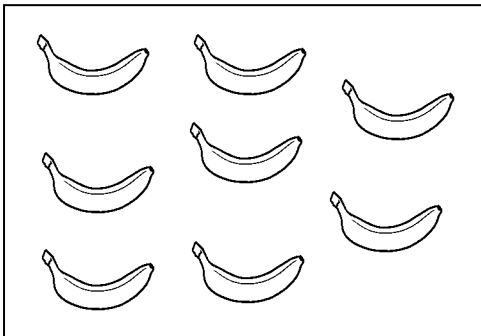
3



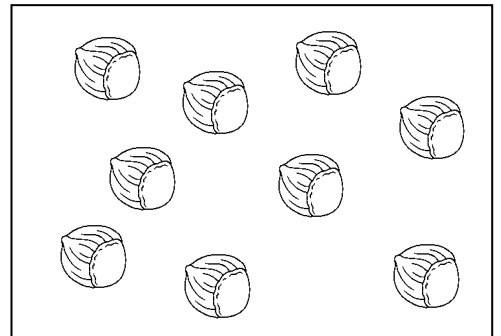
5




7




6



1

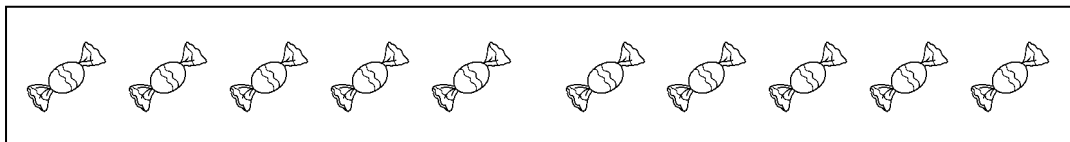


10




Wobkruž mnóstwa wotpowědnye ličbam.


4



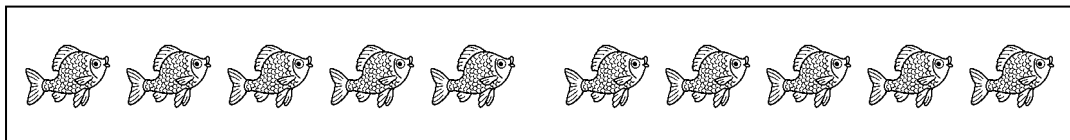
6



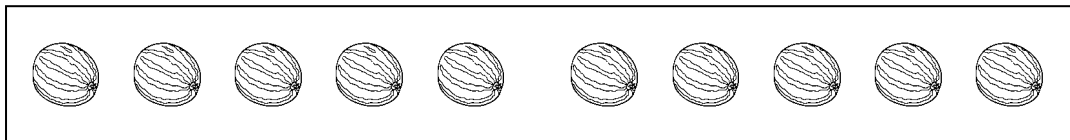
3




1




5



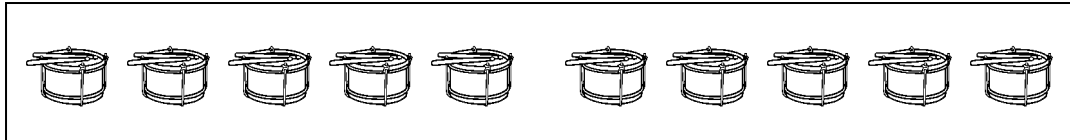
2



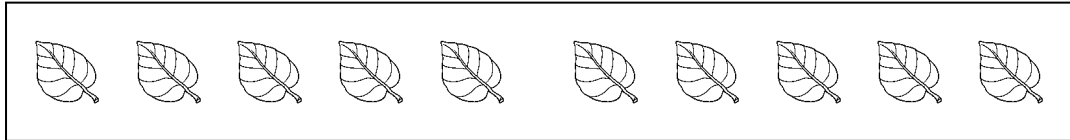
8




7



9




10



Wšelake namjety z kładženskim materialom
(kóstki, lego-klocki, drjewjane ličby, knefle, parlowe rječazki)







tabulku wutřihac • laminěrowac • mnoštwa kłasc

2	5	1	4

3	4	9	

9		7	

8	9		

Spóznaće směrow

wobsah:

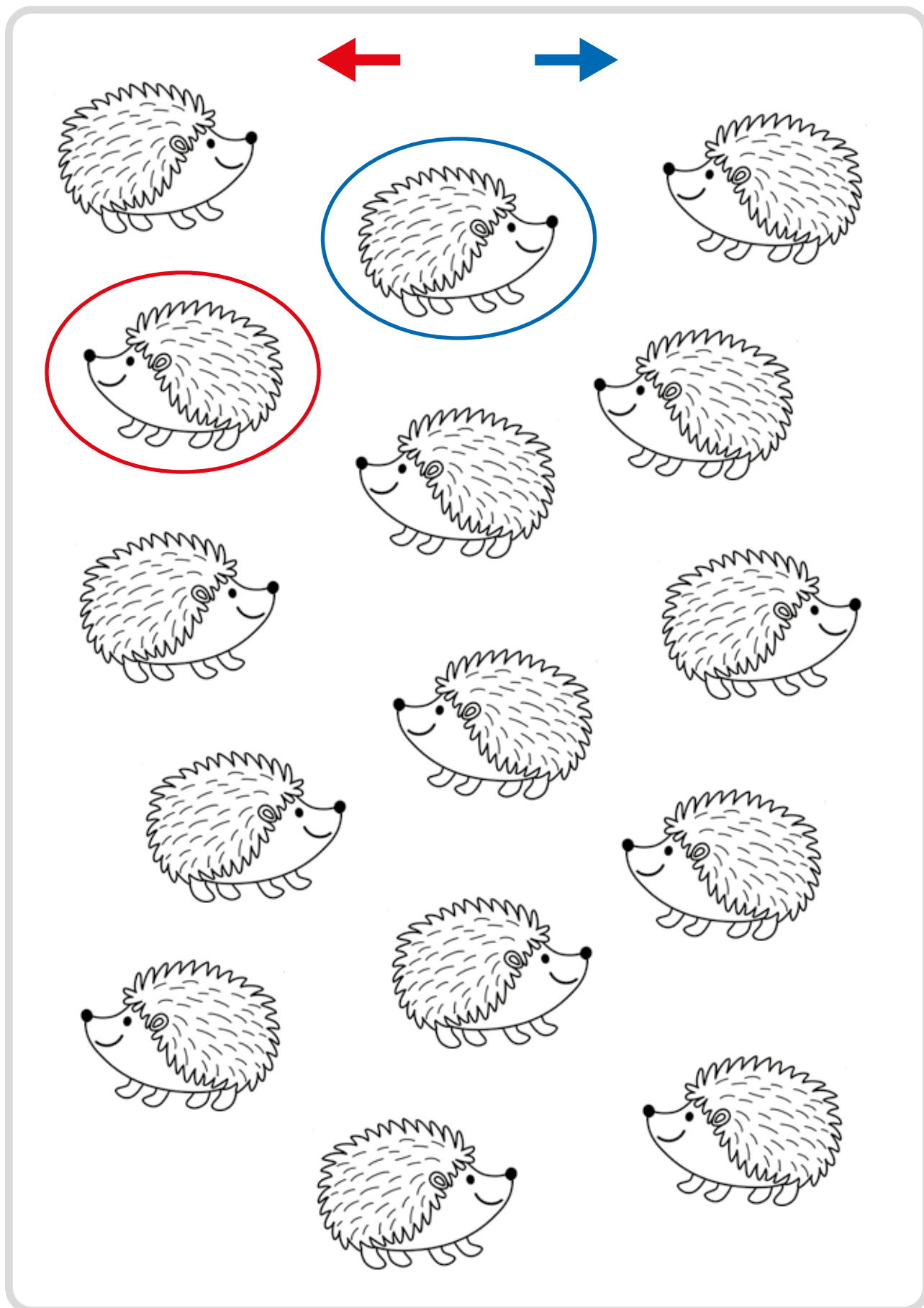
- směry spóznać a prawje woznamjenjeć

zaměr:


- so w rumje orientować (horjeka, deleka, naprawo, nalěwo)

6


Wobkruž jěža, kotryž nalěwo hlada, z čerwjenej barbu a jěža, kotryž naprawo hlada, z módrej barbu.











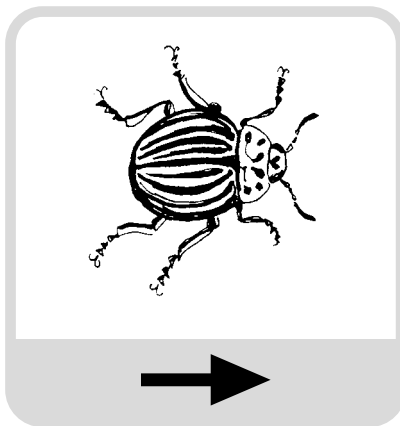

Wobkruž nopawu, kotraž nalěwo hlada, z čerwjenej barbu a nopawu, kotraž naprawo hlada, z módrej barbu.











Do kotreho směra hlada jednorohač? Zarysuj kłok.



Do kotreho směra hlada zvěrjo? Zarysuj kłok.



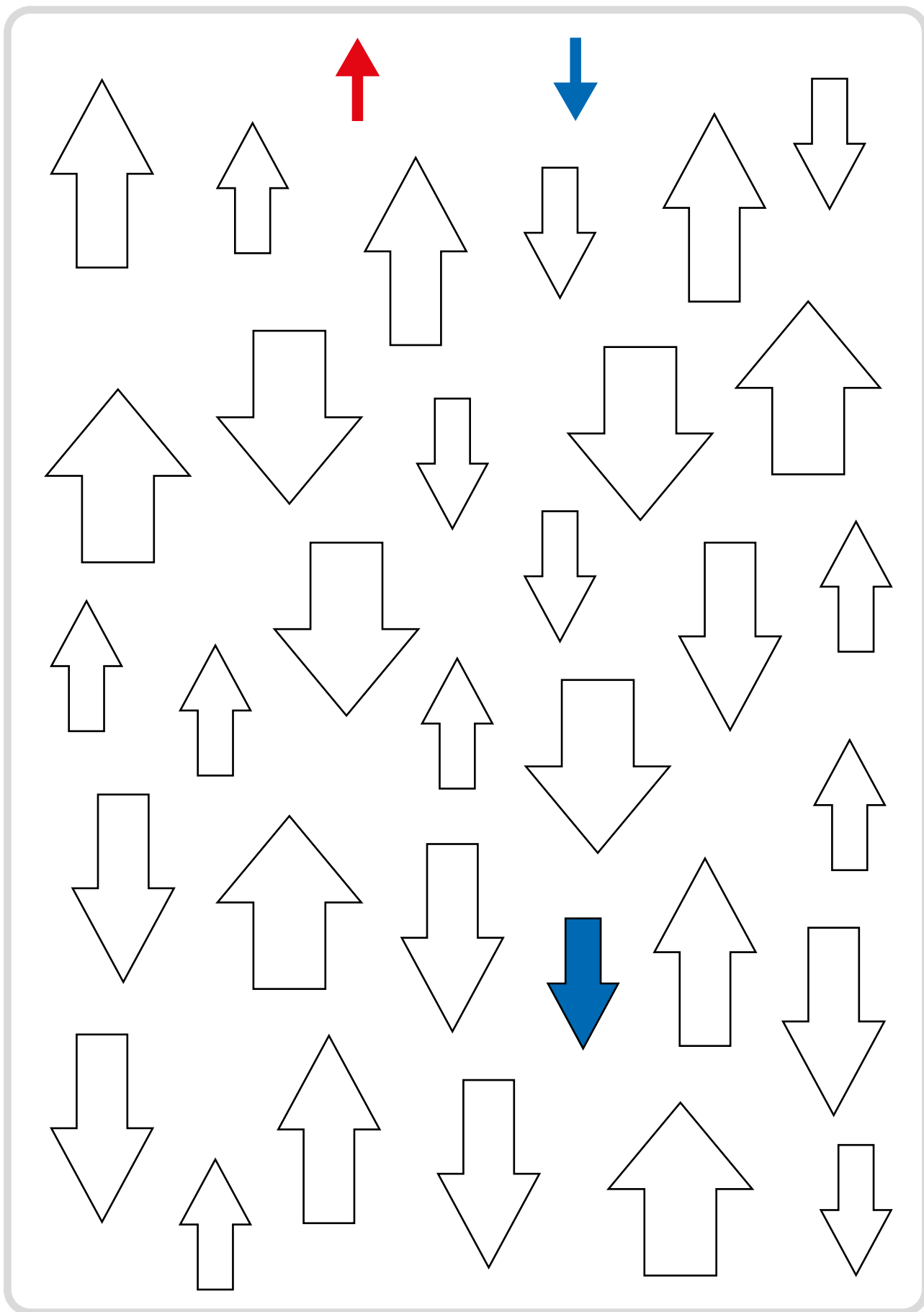
Do kotreho směra hlada zvěrjo? Zarysuj kłok.



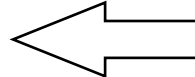
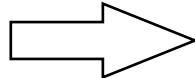

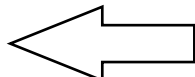
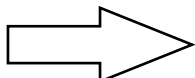

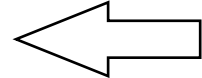
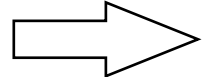
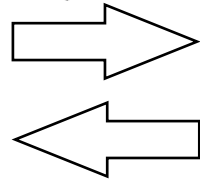
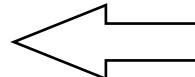
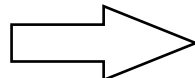

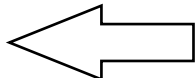
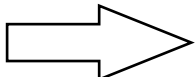

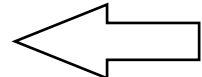
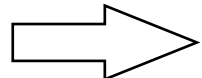


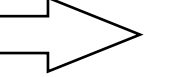

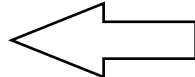
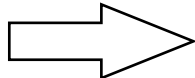

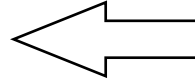
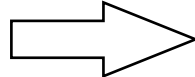
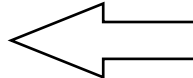
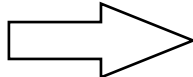

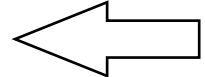
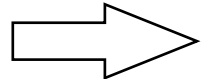
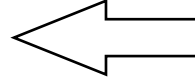
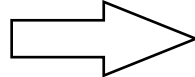

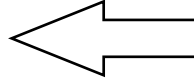
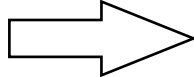

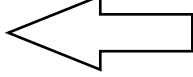


Wobkruž wšitke jězdźidła, kotrež jědu naprawo.



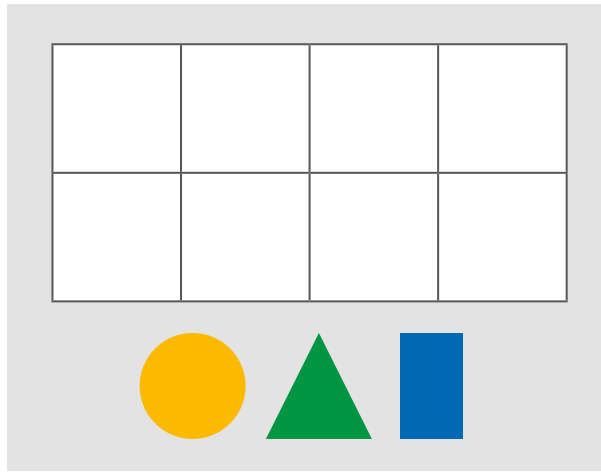
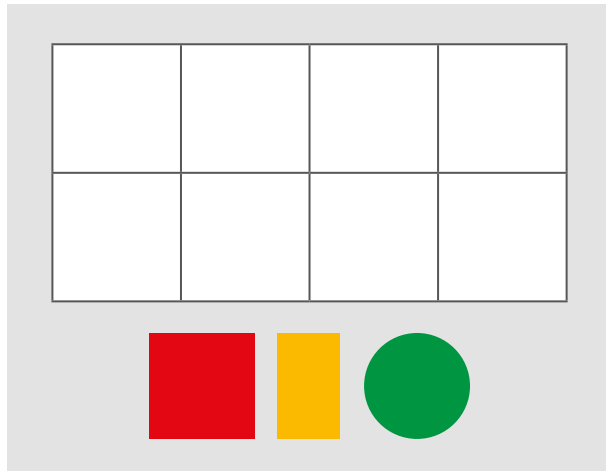
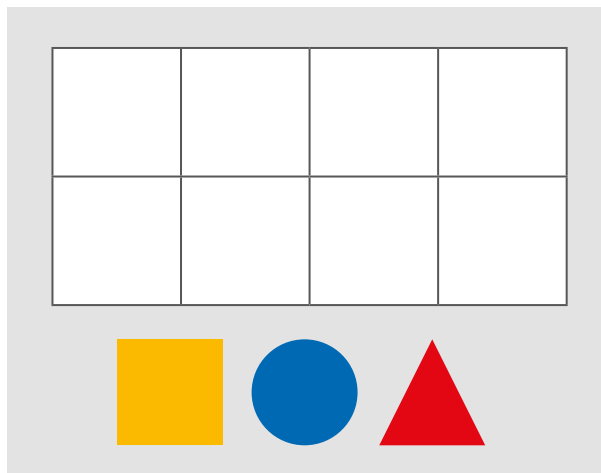
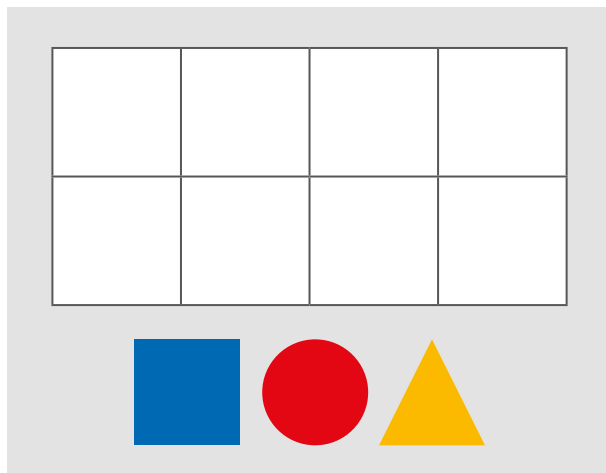
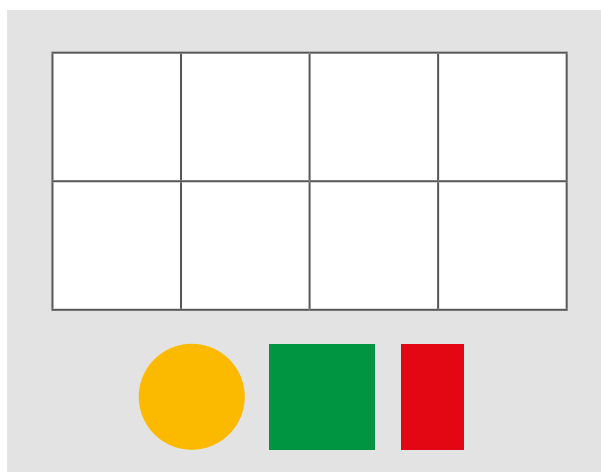
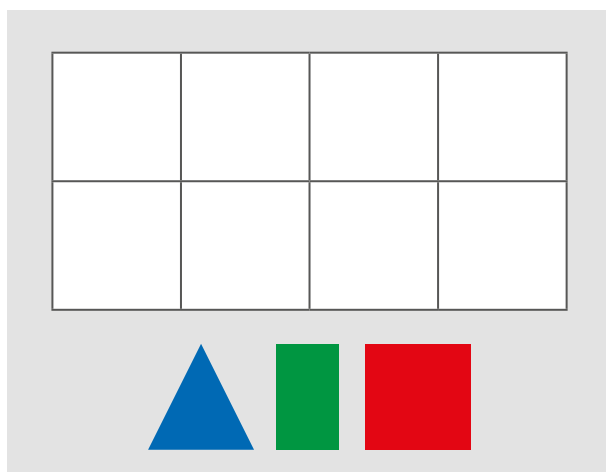


Kotre kłoki pokazuja horje a kotre dele? Wumoluj kłoki.



Do kotreho směra hlada zvěrjo? Wumoluj kłok.



Zarysuj formy do wotpowędnych kašćikow.



Čarowanje

wobsah:

- po runych a njerunych linijach rysować


zaměr:

- pisak prawje dźeržeć
- prawicarja abo lěwicarja zwěsćić
- na čistotu džiwać

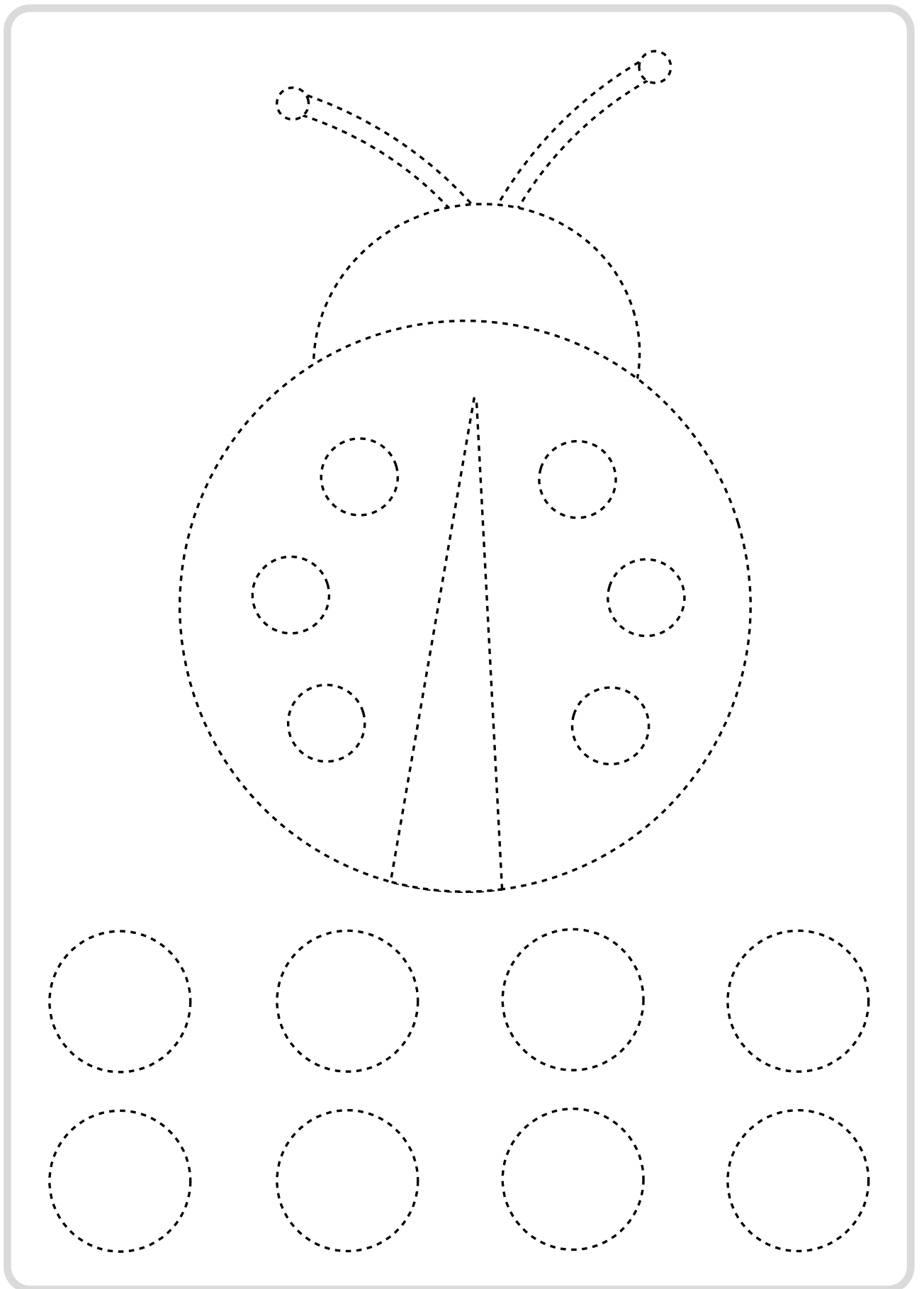


7


Rysuj po smuškatej liniji.




Rysuj po smužkatej liniji.






Rysuj po smužkatej liniji.




Rysuj po smuškatej liniji.



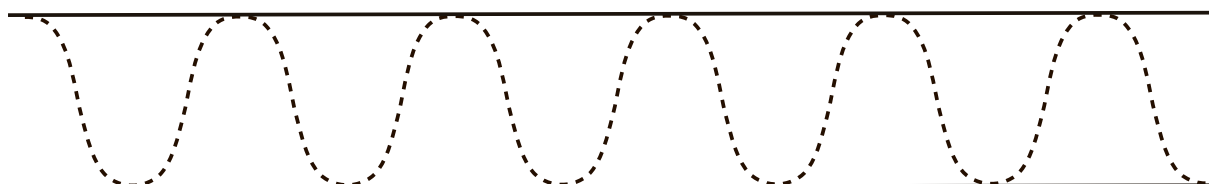
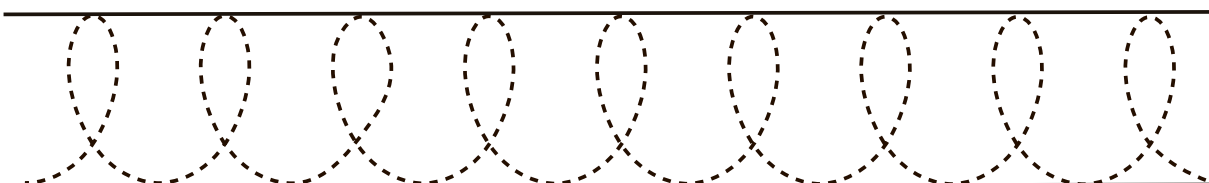
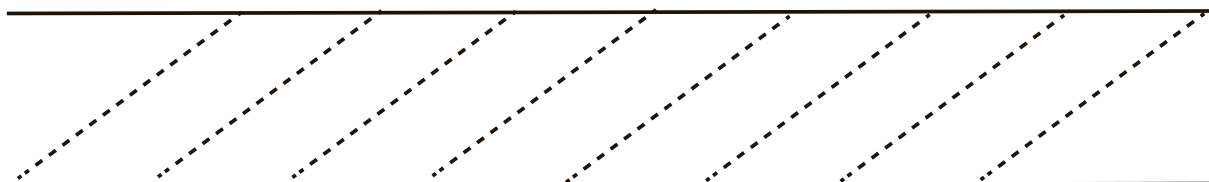
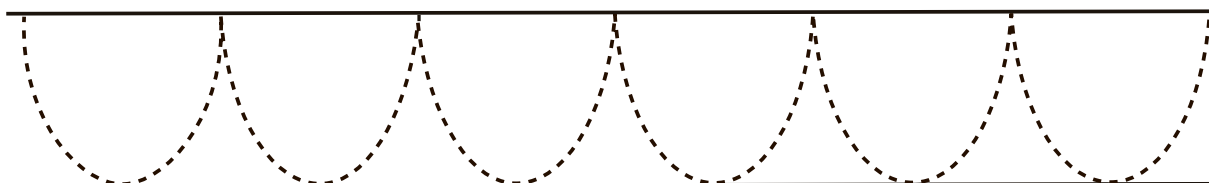
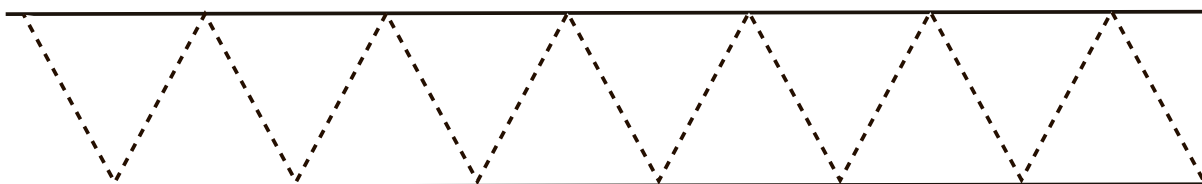
Rysuj po smužkatej liniji.



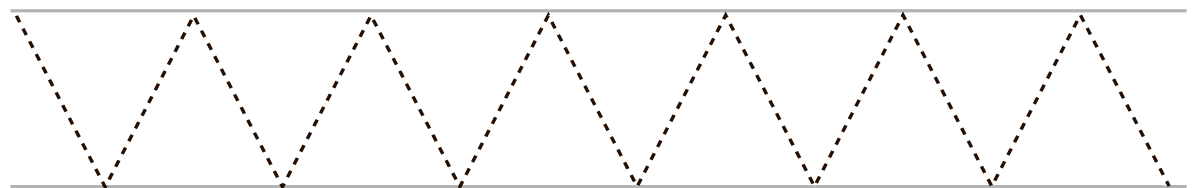
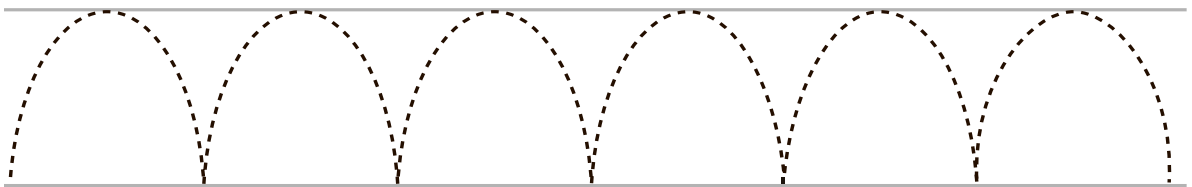
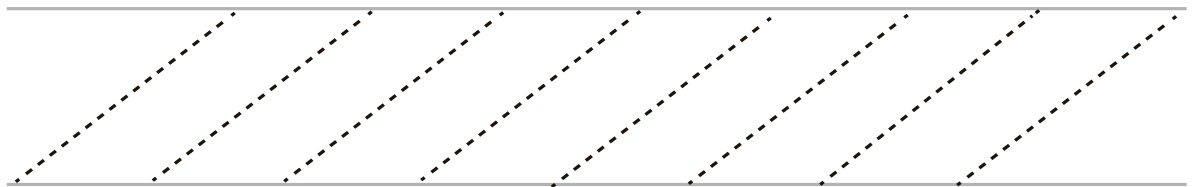
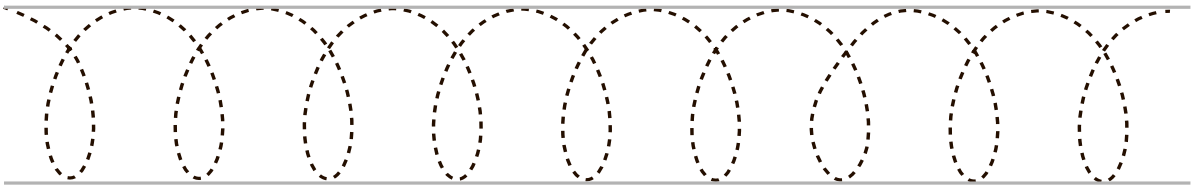
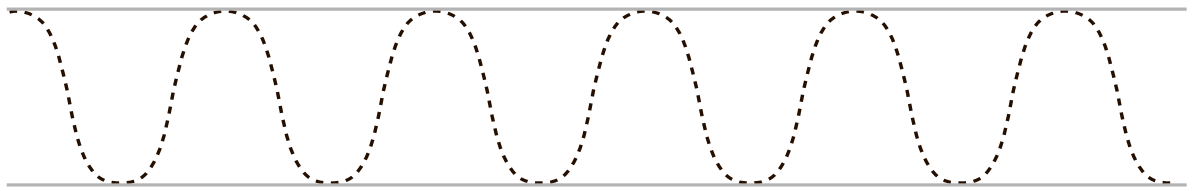
Rysuj po smužkatej liniji.



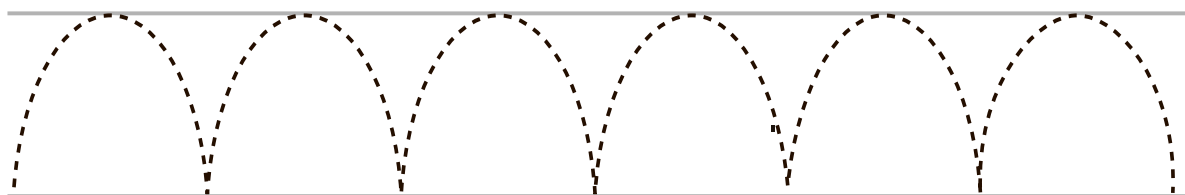
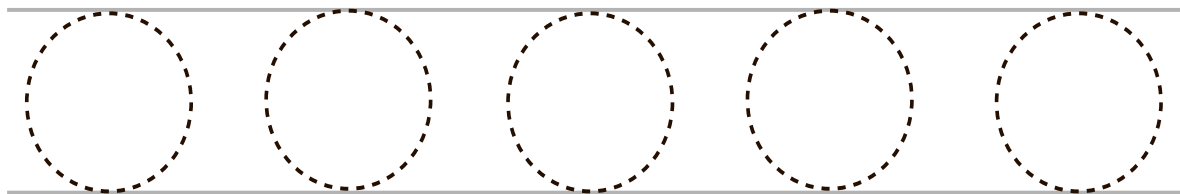
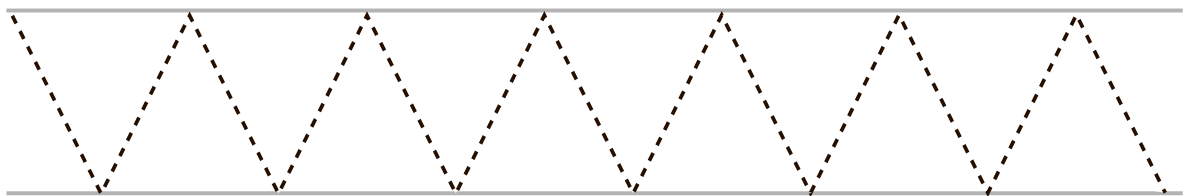
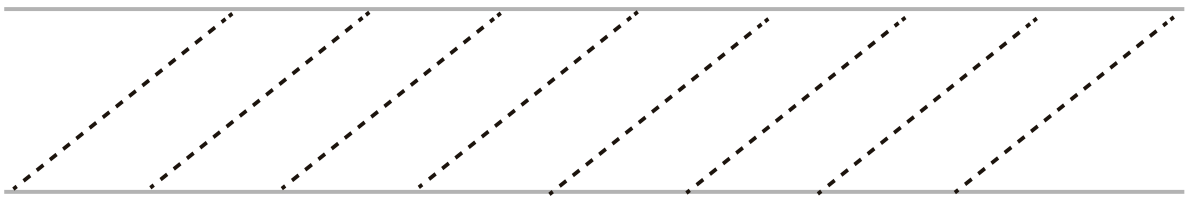
Rysuj po smužkatej liniji.



Rysuj po smužkatej liniji.



Rysuj po smužkatej liniji.



Mustry

wobsah:

- slěd spóznać a mustry dale wjesć
- samsny muster přenjesć








zaměr:

- wuwíce koncentracije
- dokładnosć
- zwiski spóznać

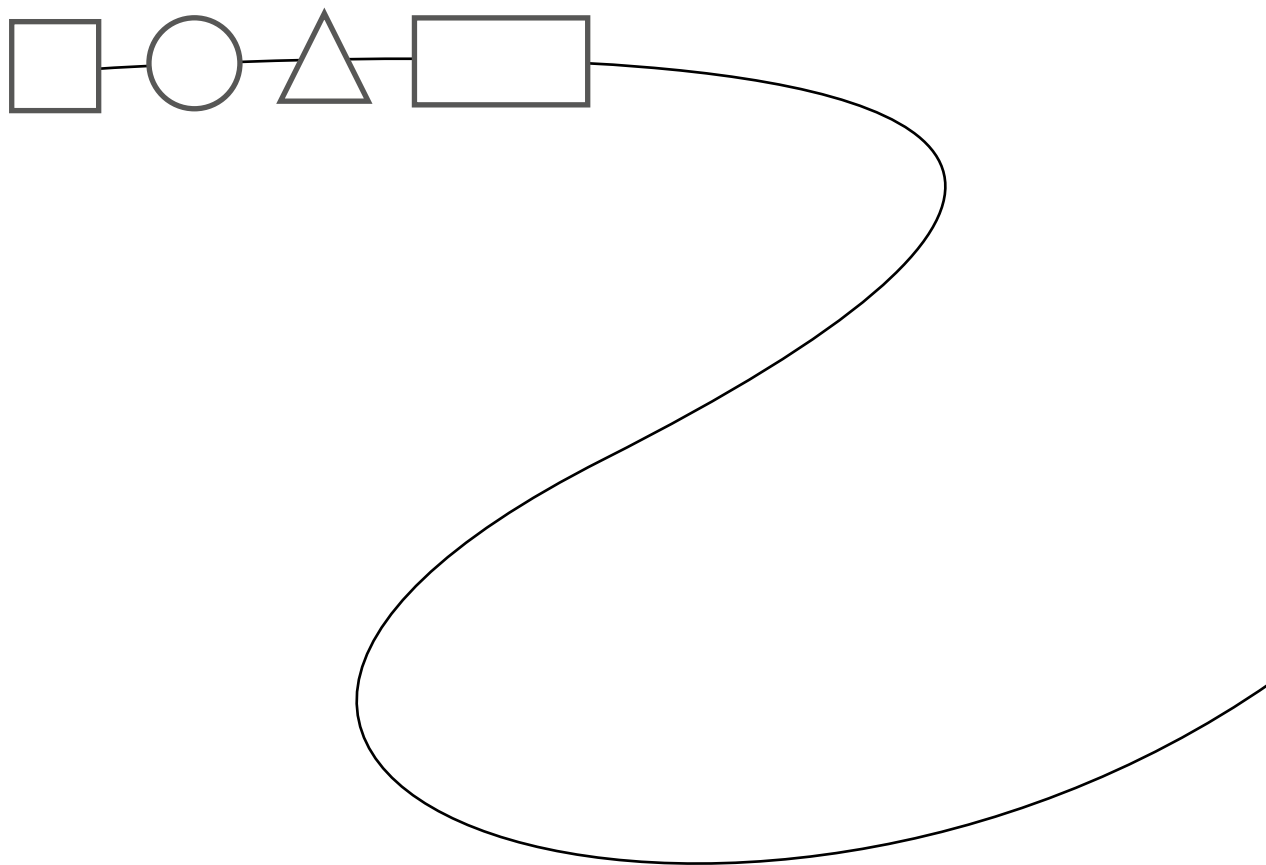


8

Wjedź mustry dale.


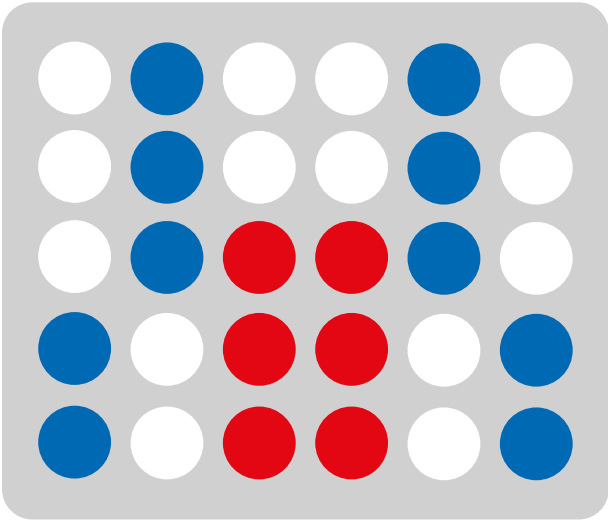






Wjedź muster dale.

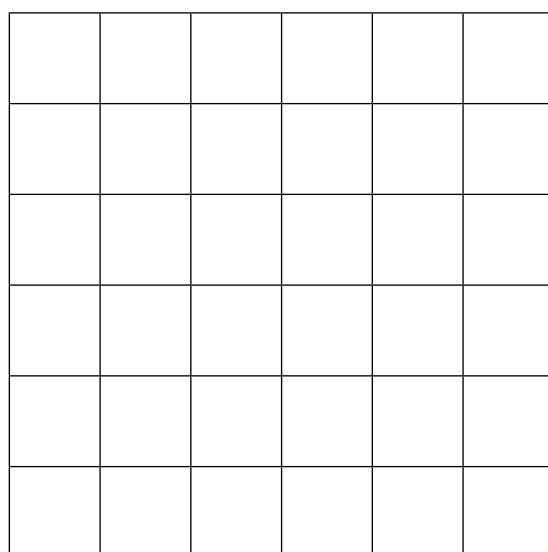

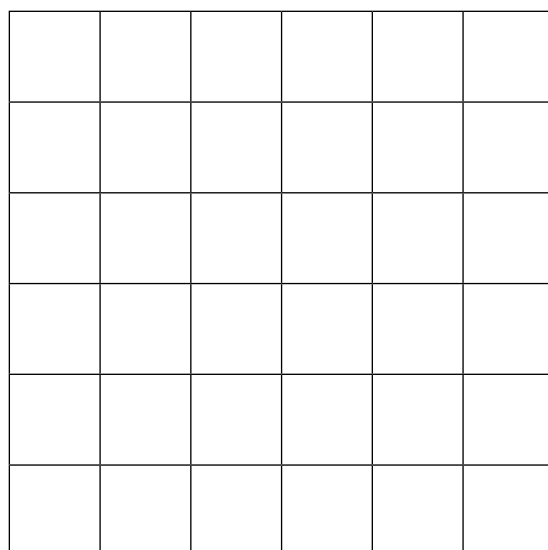

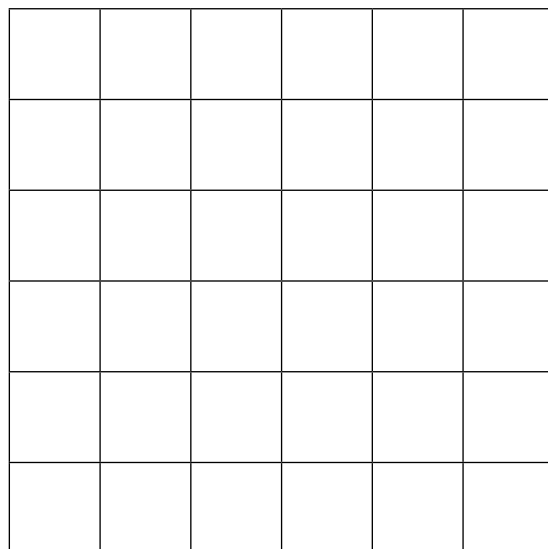



Wumysli sej sam/a muster.

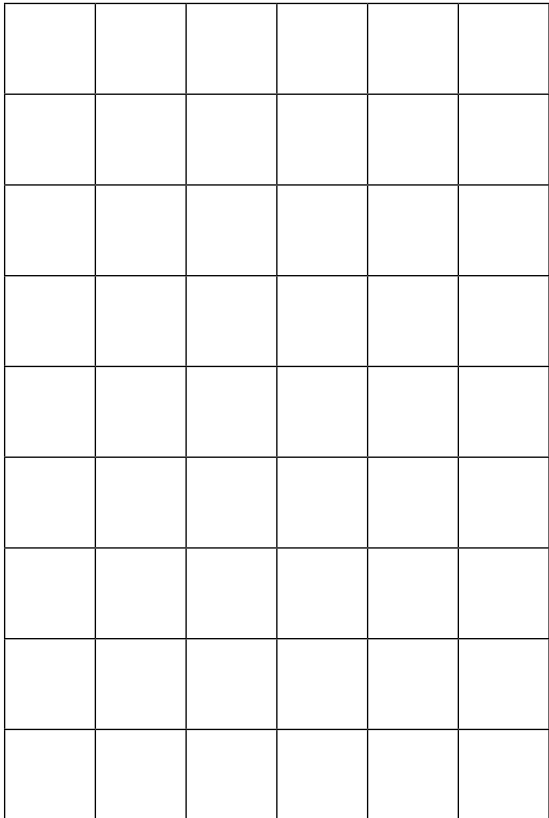

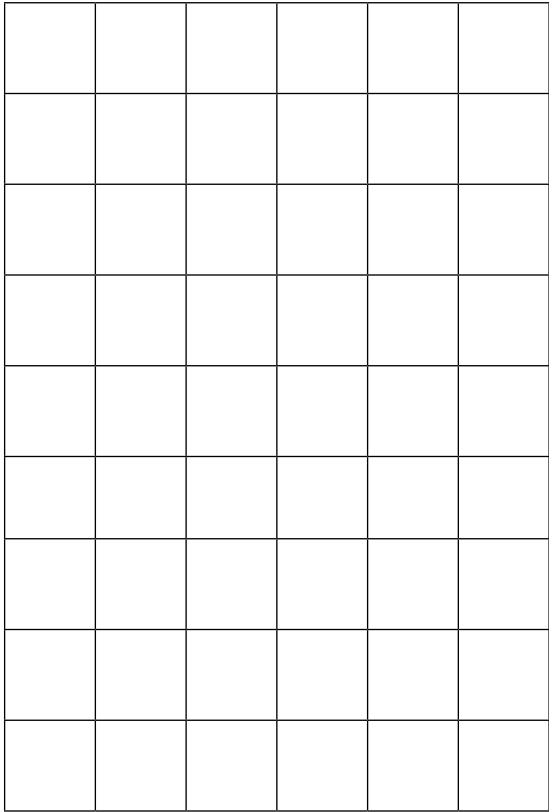

Namoluj samsny muster.



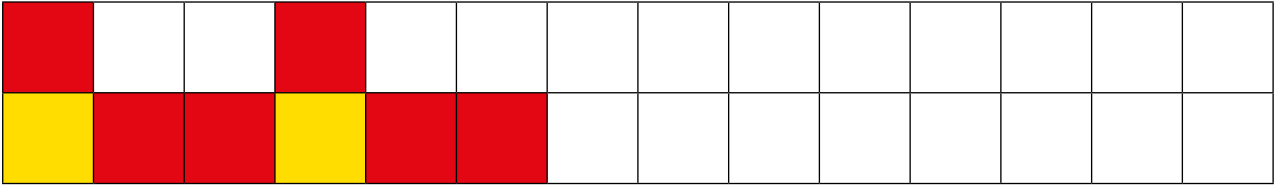
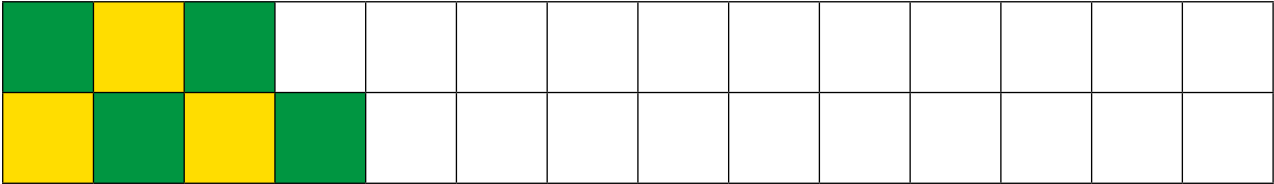
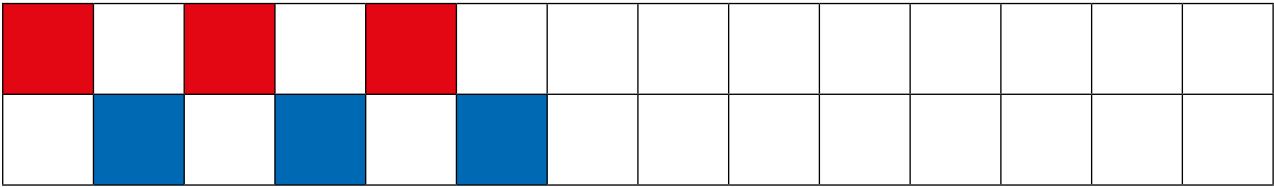
Namoluj samsny muster.




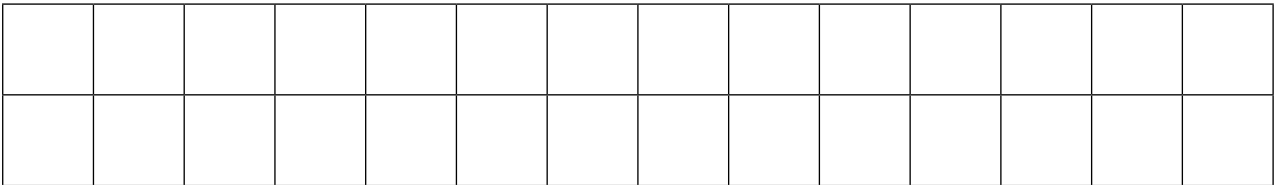
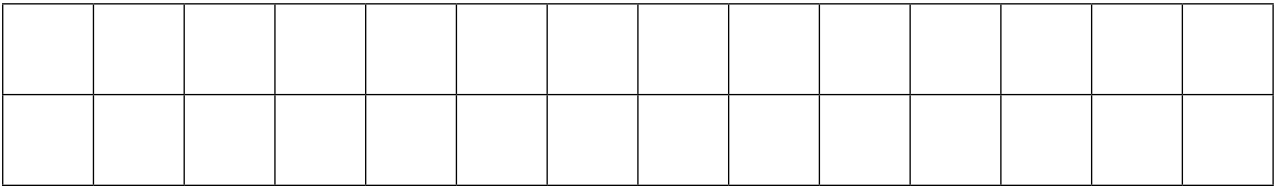
Namoluj samsny muster.



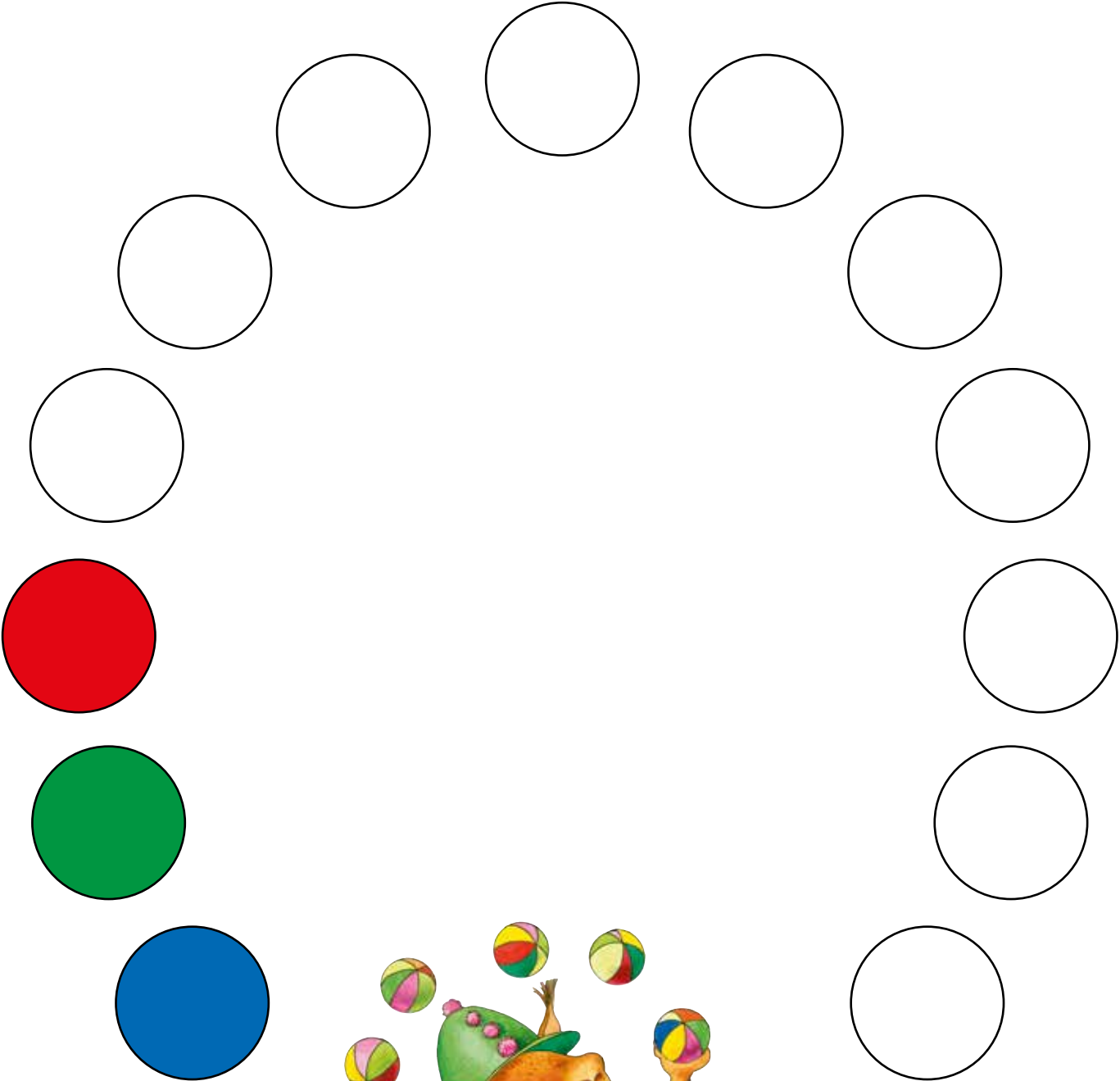
Wjedź mustry dale.



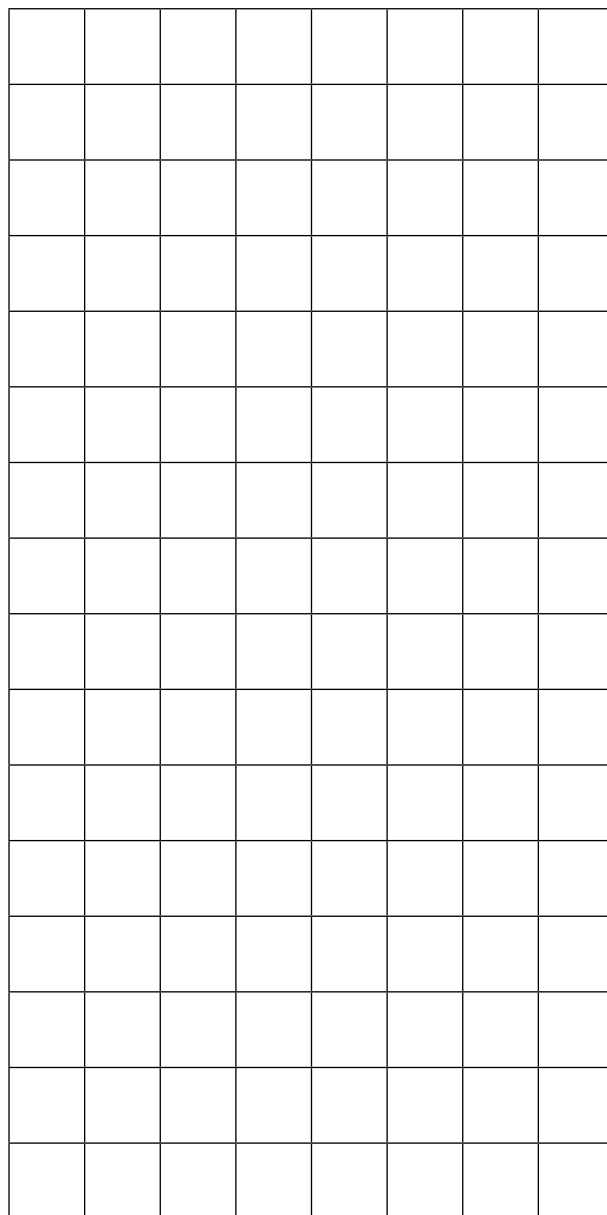
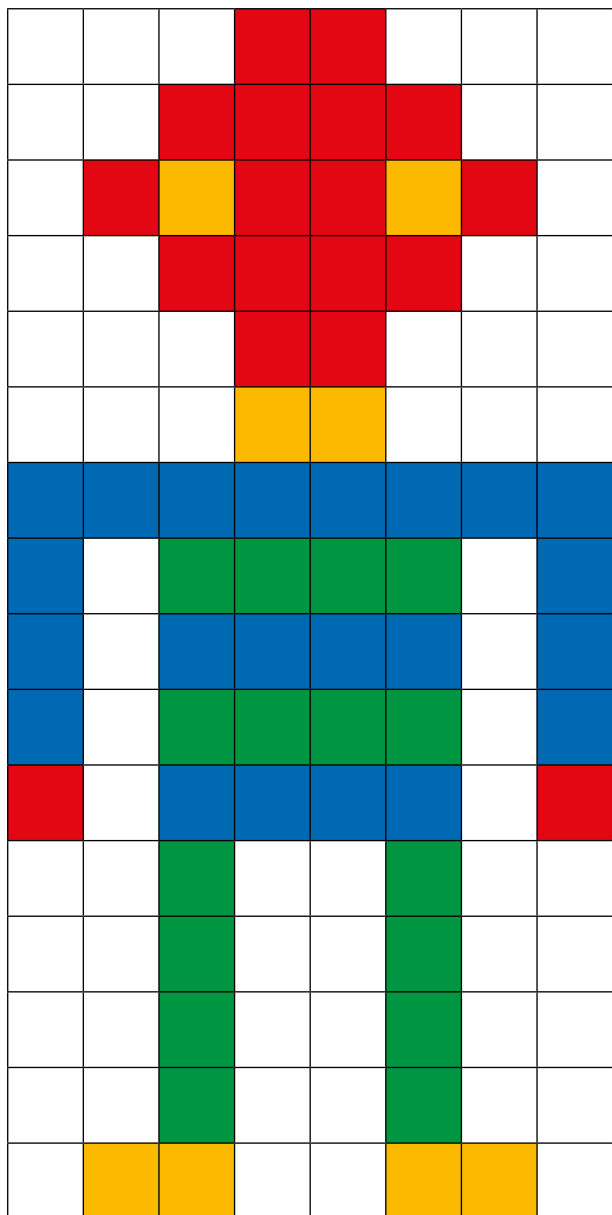
Wumysli sej sam /a muster.



Wjedź muster dale.



Namoluj samsny muster.



Puzzle

wobsah:

- puzzle zeznać
- samsny muster přenjesć

zaměr:

- koncentrowane džěło a wutrajnosć
- k nastatemu wobrazej rěčeć

pokiw:

Woznamjeńće stajnje zadnju stronu puzzlowych džělow ze symbolom, zo njebychu so puzzle změšeli.




9

puzzle džele wutřiháč • zadnju stronu dželow stajnje ze symbolom woznamjenić • kartki laminěrować



puzzle džele wutřiháč • zadnju stronu džělow stajnje ze symbolom woznamjenić • kartki laminěrować



puzlowe džele wutřihač • zadnju stronu dželow stajnje ze symbolom woznamjenić • kartki laminěrować



puzzle dřevo wutřiháč • zadnju stronu džělow stajnje ze symbolom woznamjenić • kartki laminěrować




puzzle džele wutřihać • zadnju stronu dželow stajnje ze symbolom woznamjenić • kartki laminěrować



puzlove džeše wutřiřač • zadnju stronu džešow stajnje ze symbolom woznamjenič • kartki laminěrowač



puzlowe dřevo wutřihač • zadnju stronu dźelow stajnje ze symbolom woznamjenić • kartki laminěrować



puzlowe džele wutřihać • zadnju stronu dźělow stajnje ze symbolom woznamjenić • kartki laminěrować



puzzle džele wutřihač • zadnju stronu dželow stajnje ze symbolom woznamjenić • kartki laminěrować



puzzle dřevo wutřiháč • zadnju stranu dřělow stajnje ze symbolom woznamjenić • kartki laminěrować




puzlowe džele wutřihač • zadnju stronu dželow stajnje ze symbolom woznamjenić • kartki laminěrować




puzlowe dřevo wutřiháč • zadnju stranu dřělow stajnje ze symbolom woznamjenić • kartki laminěrować



puzzle dřevo wutřiháč • zadnju stranu džělow stajnje ze symbolom woznamjenić • kartki laminěrować



puzzle džele wutřihač • zadnju stronu dželow stajnje ze symbolom woznamjenić • kartki laminěrować



Lisćina puzzlow:

1. puzzle	w kuchni	str. 102
2. puzzle	słódne jědže	str. 103
3. puzzle	w kupjeli	str. 104
4. puzzle	bydlenka stwa	str. 105
5. puzzle	na hrajkanišću	str. 106
6. puzzle	w šuli	str. 107
7. puzzle	w kupnicy	str. 108
8. puzzle	na wikach	str. 109
9. puzzle	na twarnišću	str. 110
10. puzzle	wohnjowa wobora	str. 111
11. puzzle	na burskim statoku	str. 112
12. puzzle	na zahrodže	str. 113
13. puzzle	łuki a pola	str. 114
14. puzzle	w lěsu	str. 115
15. puzzle	počas zyma	str. 116
16. puzzle	póstnicy	str. 117

Rymowanje

wobsah:


- rymowe poriki namakać


zaměr:


- rymy spóznać

10

kartki wutřiřać a laminěrować • rymowe poriki namakać







Wuľuűenje k rymowym porikam:

měd	dźěd
stólc	hólc
kran	stan
dom	šťom
zmij	črij
žaba	baba
mapa	lapa
zub	šťrub
pawk	zawk
ľuka	muka
slowka	pčotka
nós	kós
šťalka	palka
hród	lód
kamor	hamor
šťat	hat
barik	darik
kačka	wačka

Zložki

wobsah:


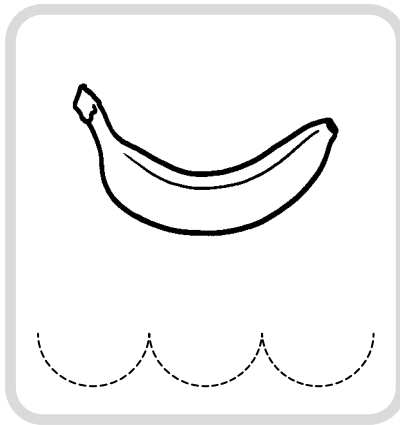


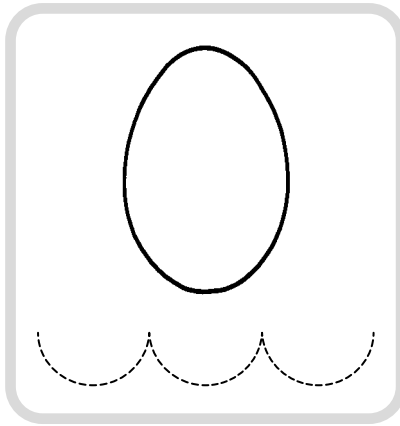


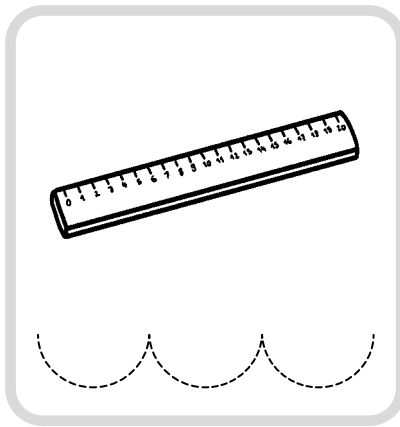




- zložki słyšeć

zaměr:




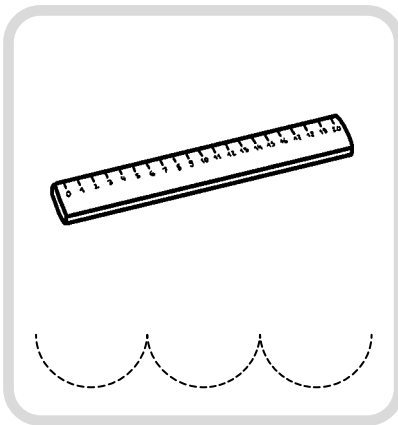
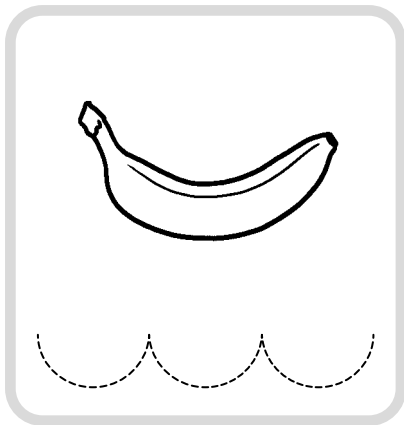



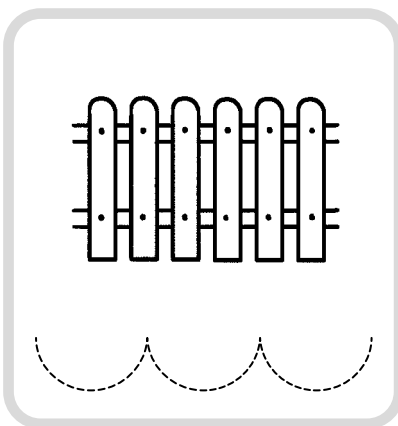
- wotpowědnu ličbu zložkow namolować

11



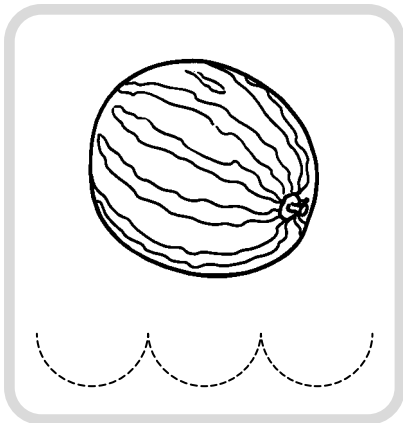
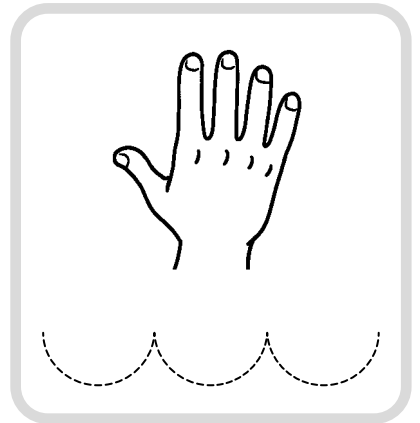








Praj sej slovo mjelčo, k tomu kleskaj a zarysuj zložki.



Praj sej slovo mjelčo, k tomu kleskaj a zarysuj zložki.



Praj sej słowo mjelčo, k tomu kleskaj a zarysuj złóžki.



Blidowe hry

wobsah:

- zhromadnje w skupinje hrać


zaměr:

- socialne zadźerženje spóznać
- wutrajnosć a koncentracija
- prawidła dodźeržeć

12



zwučowanie za kleskanje zložkow





- spēchowanje spēšnosće w reakciji
- spóznaće mnóstwa



- spēchowanje spēšnosće w reakciji
- spēchowanje wušíknosće




- spēchowanje wuwica rēce a koncentracije
- nawuknjenje prēnich čitanskich znajomośćow



- hra za wobkedźbowanje a spěšnu reakciju



trenowanie dokładnego
hľadania, słowoskłada
a koncentracji





spěchowanie strategiskeho myslenja



Memo

wobsah:

- z partnerom hrać

zaměr:

- wuwićé socialneje kompetency a pomjatka

13

1

2

3

4

5

6

7

8

9



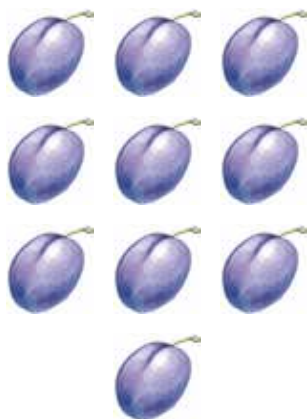

10

11


12

kartki wutřihac a laminěrowac • stajnje ličbu a wotpowědne mnóstwo namakać






kartki wutřiřac a laminěrowac • stajnje dwaj napřećiwnej adjectiwaj namakac








Wuľušćenje k napřećiwным adjektiwam:

mokry	suchi
poľny	prózdny
zrudna	wjesoľa
twjerdy	mjechki
toľsty	ćeńki
krótke	doľhe
wysoki	niski
zymny	horca
stare	nowe
wulki	maľy
zaćinjene	woćinjene
ćisty	mazany



kartki wutřihac a laminěrowac • stajnje wobraz a wotpowědnu barbu namakac












Wułušćenje k barbam:

módre	módre cholowy
čerwjene	čerwjena wutroba
žoŕte	žoŕta hwězda
zelene	zelene łopjeno
brune	bruny kón
šěre	šěry elefant
róžoŕte	róžoŕta cokorowa wata
oranžowe	oranžowa apelsina
čorne	čorna kóčka
fijałkoŕte	fijałkoŕte kćenje
běŕte	běŕty sněhowy muž

kartki wutřihać a laminěrować • stajnje mnóstwo a štom z wotpowědnej ličbu namakać



kartki wutřihac a laminěrowac



Paslenje

wobsah:

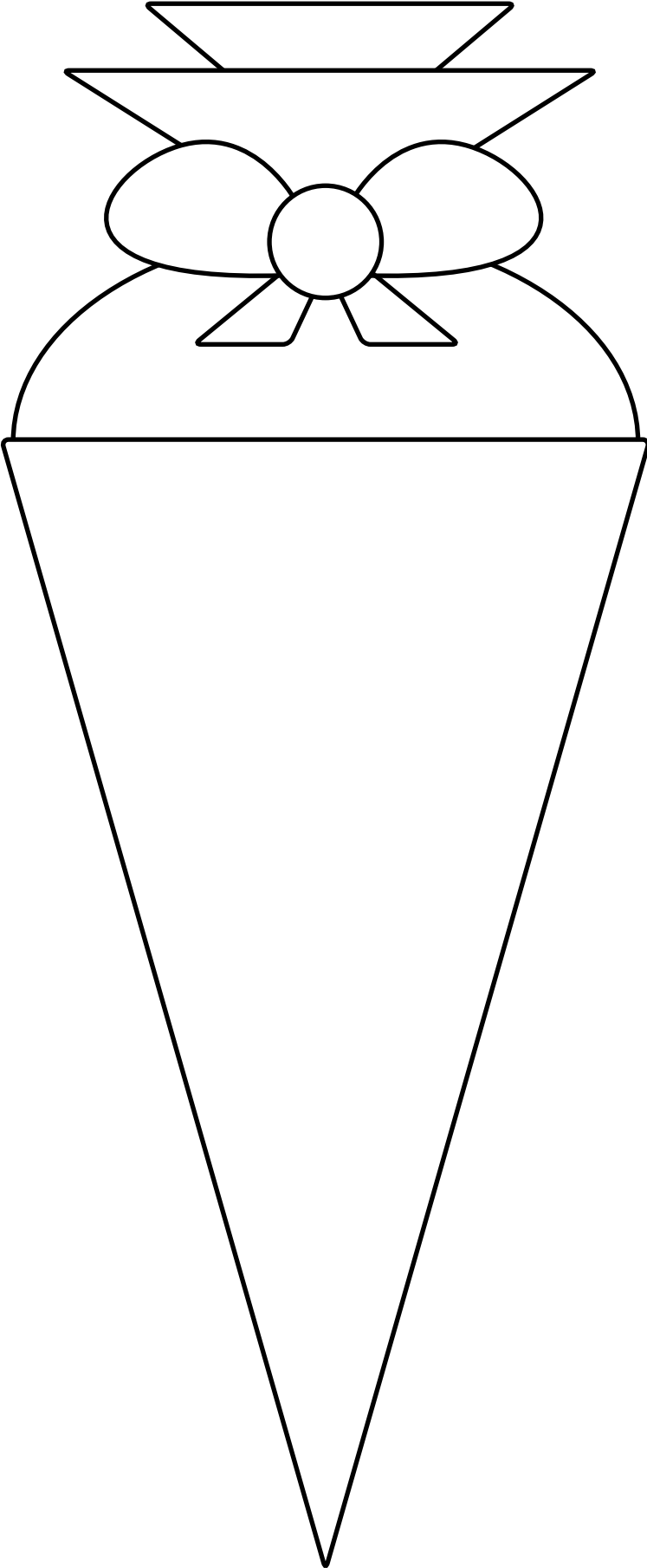
- cokolowu titu, čitanske znamješko a mjenowu kartku paslić

zaměr:

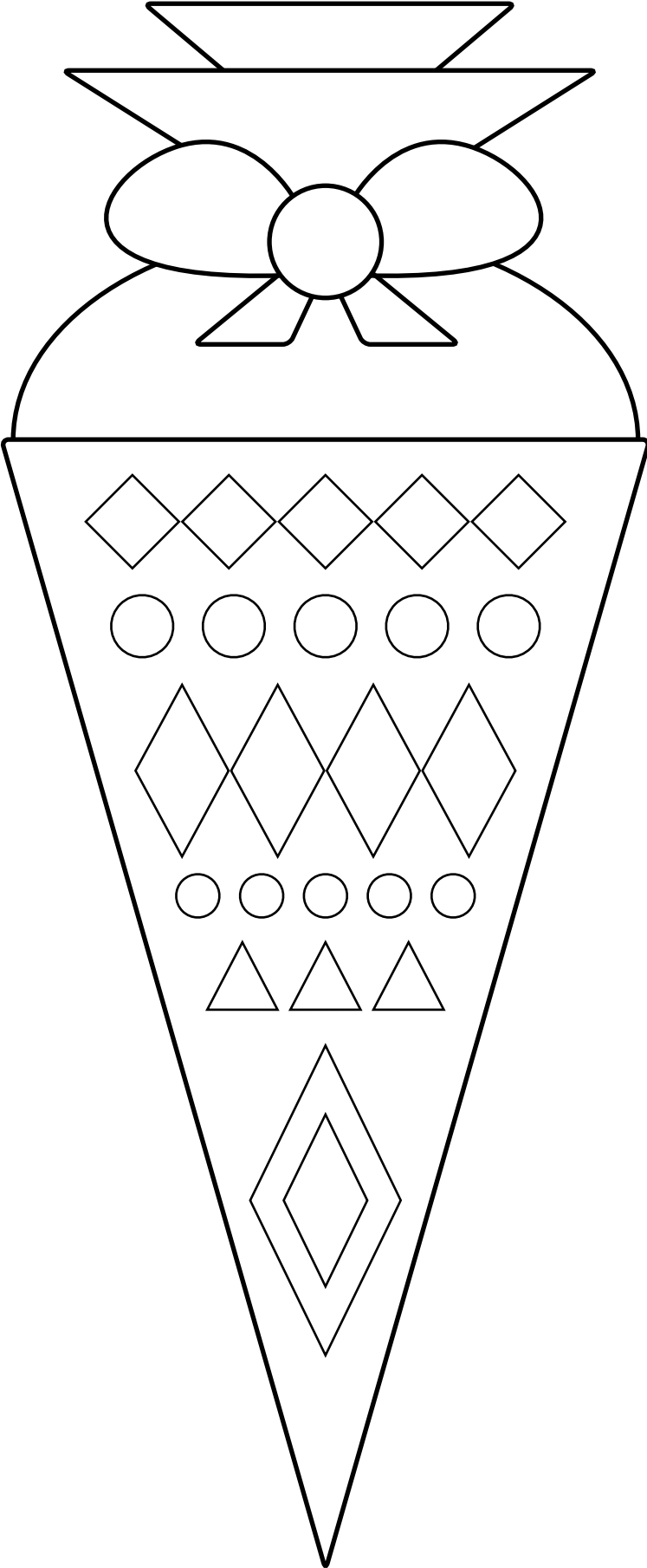
- wuwice drobneje motoriki (wumolować, wuhotować, lěpić, na čistotu džiwać)

14

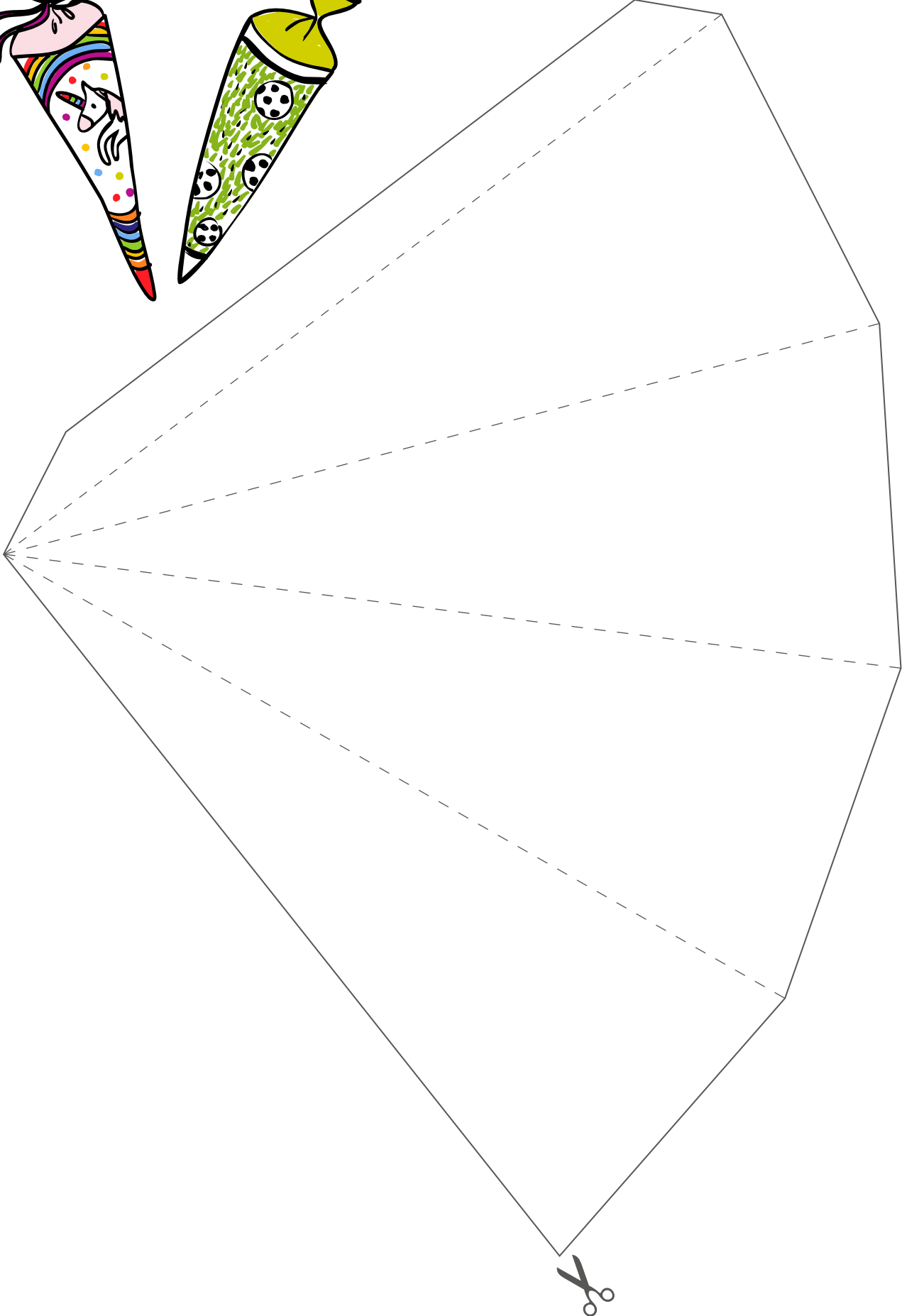
Wuhotuj sej swójsku cokerowu titu.




Wumoluj cokorowu titu.



Wutřihaj předłohu a wuhotuj sej cokorowu titu.



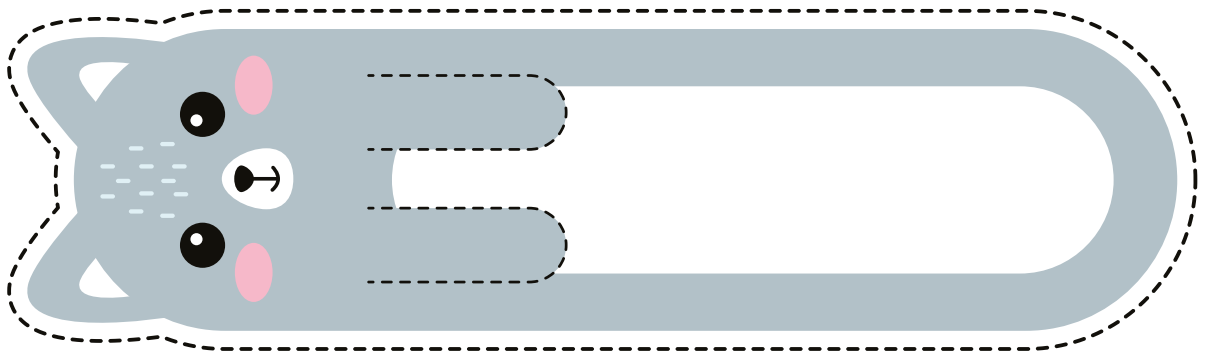
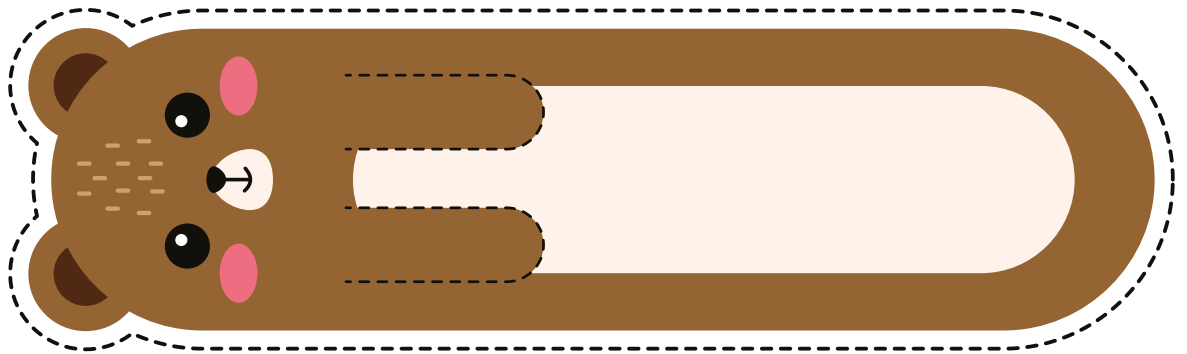
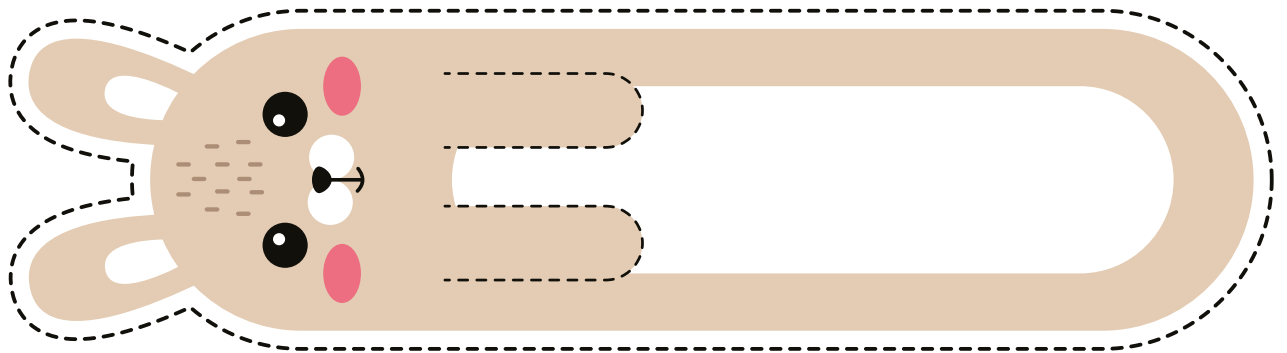
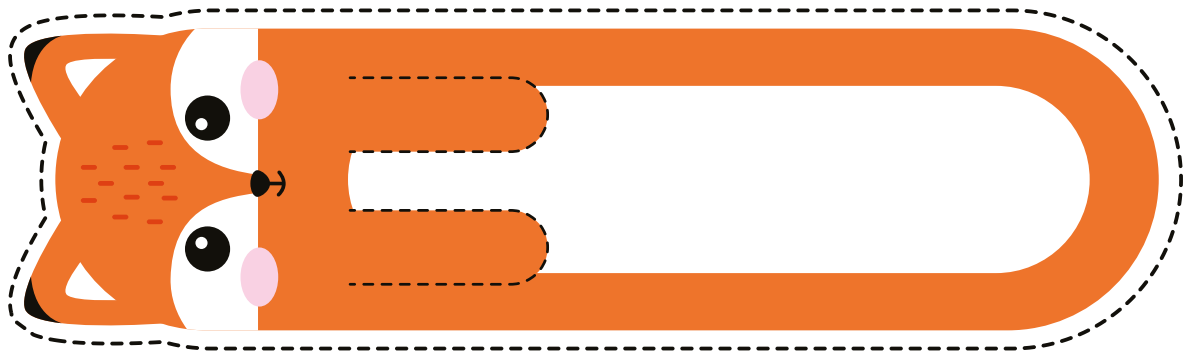
Wutřihaj mjenowu kartku. Fałduj smužkatu liniju a zapisaj swoje mjeno.






Wutřihaj mjenowu kartku a wuhotuj sej ju.
Fałduj smužkatu liniju a zapisaj swoje mjeno.

A large rectangular frame with a dashed horizontal line across the middle. In the lower half of the frame, there is a thick gray rounded rectangle, intended for writing a name.

Wuzwol sej čitanske znamješko. Zlěp je na papjerc a wutřihaj je.



Wuhotuj sej swójske čitanske znamješko.



Nazwuki

wobsah:


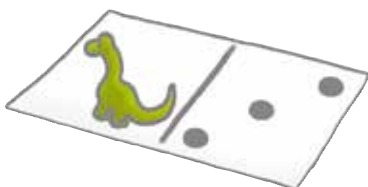
- nazwukowe poriki namakać


zaměr:


- nazwuki słyšeć

15

kartki wutřihac a laminěrowac • nazwukowe poriki namakać







Wułużćenje k nazwukam:

ampla	ananas
bul	banana
citrona	cirkus
domino	delfin
garderoba	gitara
huso	honač
jaguar	jabłuko
kófer	kóčka
lampa	lupa
měsačk	myš
nožicy	nóż
papagaj	pinguin
raketa	rukajca
sowa	słónco
šawl	šokoloda
tomata	telefon
wucho	waza
žaba	žołodź

Rěč

wobsah:

- k wobrazam rěčeć
- činitosće wuhódać
- wotběh dnja rjadować

zaměr:

- sady tworić
- słowoskład rozšěrić

16

kartki wutřihac a laminěrowac • kartki rjadowac po dnjowym woběhu • sady tworíc















Wułušćenje k dnjowemu wotběhej:

1	Mać budži džěćo. Džěćo wotući.
2	Džěći stawaja.
3	Džěći snědaja.
4	Džěći so wumyja, sej zuby rjedža, so zdrasća atd.
5	Džěći du do pěstowarnje abo do šule.
6	Při połdnju džěći wobjeduja.
7	Popołdnju so domjace nadawki zhotowja.
8	Popołdnju so džěći hrajkaja.
9	Wječor swójba wječerja.
10	Wječor so dušuja, zuby rjedža, zdrasća sej spanske wobleki atd.
11	Wječor džěći telewiziju hladaja.
12	Wječor nan abo mać knihu předčita.
13	Džěćo spi.

kartki wutřihac a laminěrowac • činitosće w domjacnosći wuhódać • sady tworíc



















Wułušćenje k činitosćam w domjacnosći:

Mać trěje špundowanje.
Hólc rjedži črije.
Džěsći kryjetej blido.
Mać a džěsći pjeku poprjancy.
Holca mjeće špundowanje.
Mać srěba proch.
Hólc měša čěsto.
Hólc kraje kórku.
Hólčk krjepi kwětku abo rostlinu.
Mać pójša šaty.
Nan a syn reparujetaj koleso.
Hólc maza pomazku.
Mać a nan waritaj.
Džěći wótrěwaja.
Mać wopłokuje.
Džěd syče trawu.
Nan žehli cholowy.
Nan rjedži wokno.

Žórta wobrazow:

Shutterstock.com: Titelbild (MNStudio), str. 9–12 (2d collection), str. 25 (Kid_Games_Catalog), str. 29, 30, 31, 32, 33, 34, 35, 36 (Igor Zakowski), str. 37 (Cernecka Natalja), str. 38 (Kuk Alena), str. 39, 41, 42, 43, 44, 45, 46 (Catherine Kiryusha), str. 40 (Ksenya Savva), str. 64, 65, 66 (Jadwiga Dürlich), str. 73 (JungleOutThere), str. 75 (Heyneysa), str. 83, 84, 85, 89, 90, 91 (kozhedub_nc), str. 86, 87, 88 (Baby Illustrator), str. 143, 144 (Kalinin Ilya), str. 146, str. 148 (Mariaposa), str. 149, 150 (Foxelle Art), str. 152 (Kochkanyan Juliya)